



Johnson County Empowerment/Early Childhood Iowa Board

Thursday, June 15 2023
6:30-8:00 p.m.

The JCE/ECIA Board will be meeting in a hybrid format Johnson County Health and Human Services Conference Room 214 B/C is reserved for this meeting and instructions to join via Microsoft Teams are below.

Microsoft Teams meeting

Join on your computer, mobile app or room device

[Click here to join the meeting](#)

Meeting ID: 280 547 399 449

Passcode: 8PWCPE

[Download Teams](#) | [Join on the web](#)

Or call in (audio only)

+1 773-352-2004,,702969156# United States, Chicago

Phone Conference ID: 702 969 156#

[Find a local number](#) | [Reset PIN](#)

Draft Agenda: Please check https://johnson-county.granicus.com/ViewPublisher.php?view_id=1 24 hours before the meeting for any changes.

1. **Call Meeting to Order, Establish Quorum, and Approve Previous Meeting Minutes [Board Action]**
2. **Public Comment**
3. **Director's Report**
4. **FY24 Budget [Board Action]**
5. **Nominating Committee Update**
6. **Adjourn**

If there are questions about this agenda or if attendees require a modification because of a disability, please contact Sam Turnbull at empower@johnsoncountyiowa.gov or (319) 356-6090.

Next Board meetings: August 17, 2023 *NOTE NO JULY MEETING*

Johnson County is a safe and healthy community in which to learn, work, and live.

Johnson County Empowerment • 855 S Dubuque Street, Suite 202B • Iowa City, IA 52240 • Telephone 319.356.6090

www.johnsoncountyiowa.gov/empowerment • empower@johnsoncountyiowa.gov

BOARD REPORT OF EXPENSES

APRIL 2023

	Invoice Date			
Payee	Period	SR	EC	Non-Grant
Clerk SR	Mar	3/31/2023	\$810.74	
Amazon CCNC	Mar	3/28/2023	\$111.96	
Amazon CCNC	Mar	4/3/2023	\$78.38	
JCPH CCNC	Mar	4/11/2023	\$4,167.07	
JCPH Dental	Mar	4/11/2023	\$178.85	
AMAZON UAY	Mar	3/21/2023	\$485.36	
Iowa City Rec for UAY	Mar	3/23/2023	\$100.00	
IC Buss Passes UAY	Mar	3/28/2022	\$100.00	
VISA UAY	Mar	3/28/2022	\$553.10	
UAY	Mar	4/12/2023	\$8,479.27	
NCJC Pat	Mar	4/15/2023	\$27,495.00	
NCJC Group	Mar	4/15/2023	\$3,205.00	
ECC	Mar	3/31/2023	\$7,296.22	
POP	Mar	3/31/2023	\$480.00	
ICCSA	Mar	4/4/2023	\$2,200.00	
Kids Point	Mar	4/3/2023	\$500.00	
VISA Program Support	Mar	3/28/2022	\$2,198.00	
VISA Comm Aware	Mar	3/28/2022	\$145.95	
Passport x 3	Apr	4/10/2023	\$450.00	
IAEYC Scholarships	Apr	4/17/2023	\$1,627.00	
4Cs EWDP	Mar	4/10/2023	\$657.50	
HACAP	Mar	4/6/2023		\$5,000.00
NCJC Wrap	Mar	4/15/2023		\$3,740.91
Grant Wood AEA	Mar	4/7/2023		\$8,473.25
4Cs HT	Mar	4/5/2023		\$5,525.00
VISA EC Admin	Mar	3/28/2022		\$617.22
Clerk EC	Mar	3/31/2023		\$399.32
TOTAL			\$61,319.40	\$23,755.70

June 2023 Director Report - Johnson County Empowerment/Early Childhood Iowa Area

STATEWIDE UPDATES:

- **Upcoming HHS Service Delivery Assessment:** see memo on next page.
- **I2D2 Completed a Family Survey in 2021-2022:** see our local report on following pages.

LOCAL UPDATES:

- **General**
 - **Expense Report:** Our April 2023 expense report is in your board packet.
- **Programs**
 - **School Ready Scholarships:** I have opened the 2023-2024 school ready scholarship applications and will begin reviewing those on July 1st.
 - **Car Seats and Safe Sleep:** We co-hosted a successful Family Safety Clinic on June 1st.
- **Committees**
 - **Early Ed Work Group (Joan and Cheryl board liaisons):** Meets on the last Monday of every other month 2:30-3:30 pm.
 - **Parent Ed Work Group (Emily board liaison):** Meets on the first Monday of every other month 1-2 pm.
- **Community Collaboration**
 - **Child Care Wage Supplement:** Programs received approval letters 2 weeks ago. The city has now approved their funding for this program.
 - **Infant/Toddler Scholarship Program:** In collaboration with Johnson County Social Services I am working on developing an Infant/Toddler scholarship program with ARPA funding to assist families over income for Child Care Assistance, but still earning less than 200% FPL with the cost of child care.
 - **Juneteenth:** I plan to distribute books at the Juneteenth Resource Fair 4-6pm on Friday June 16.
- **Resource Links**
 - Website <https://johnsoncountyiowa.gov/empowerment>
 - State ECI website <https://earlychildhood.iowa.gov/>
 - Facebook <https://www.facebook.com/JohnsonCountyEmpowerment/>

Respectfully submitted Sam Turnbull June 15, 2023

HHS Service Delivery System Assessment

Why an assessment?

How Iowans access health and human services differ from county to county. With 99 counties in the state, this is a significant challenge for those trying to access services and for the community partners who administer them.

Addressing this issue at a unique moment in time, HHS aims to redefine what service delivery looks like in Iowa. There are endless opportunities to harness the expertise and passion of our health and human services workforce, better leverage existing financial resources, and to continue to engage and support our community partners and local stakeholders while acknowledging the evolution of our state's resources and population.

An assessment of these services will give us a clear understanding of:

- The purpose, rationale, and historical context of current service delivery systems
- Scan of providers within the service delivery system
- Funding and resources for service delivery systems
- Linkages between service areas in the current delivery system and Medicaid programs
- Target and priority populations, including number of individuals currently being served
- Decision makers and partners involved in service delivery systems
- Operational capabilities and gaps of the state and local system for service delivery system

Why conduct an assessment now?

With the codification of our new agency in July 2023, we are ready to leverage lessons learned from the pandemic to address these challenges and improve our HHS system.

What areas of HHS will be included in the assessment?

Local governmental Public Health (Internal Support too)	Mental Health Delivery Regions
Environmental Health	Certified Community Behavioral Health Centers
I-SMILE	Integrated Provider Network
WIC	Aging and Disability Resource Centers
Maternal and Child Health	Area Agencies on Aging
Family Planning	ECIs

Tobacco Community Partnerships	Community Action Agencies
Emergency Preparedness Regions	Local public health delivered Medicaid Services
DCAT	Community Partnership for Protecting Children

What's the timeline for the assessment?

Fall 2023. Will include:

- Recommendations and rationales for at least two proposed options for service delivery maps,
- At least two proposed funding models for the local HHS system.

2022 ECI Family Survey Local Area Report: Johnson County

A Statewide ECI Family Survey was collected between November 2021 and March 2022 using similar questions as the 2019 Family Survey ([Early Childhood Iowa, 2019](#)). The full results from this survey, including comparisons between 2019 and 2022 results, were presented to the ECI Stakeholder's Alliance on May 10, 2022 and prepared in a statewide report ([I2D2, 2022](#)). The following report was generated in April 2023 by the I2D2 analytic team to reflect a subset of analysis for families from **Johnson County**. The full sample size for this area was 46 families.

Table 1. Survey demographic descriptives (N=46)

	Characteristic	Percent or mean (SD)
Race	Black	*
	Hispanic	*
	Multiracial	*
	White	80.00%
Gender	Female	84.44%
	Male	15.56%
Age of respondent	17 or younger	*
	18-24	*
	25-34	39.13
	35-44	39.13
	45-54	*
	55+	*
Relationship status	Married and living with partner	80.56%
	Not married, but living with my partner	*
	Single	*
Education	Less than high school	*
	High school or GED	*
	Some college	*
	Higher ed. degree	72.22%
Income	Less than \$9,999	*
	\$10,000-\$19,999	*
	\$20,000-\$29,999	*
	\$30,000-\$49,999	*
	\$50,000+	61.11%
Language spoken at home	English only	86.67%
	Other languages	13.33%
All children share same biological mother and father	No	*
	Yes	88.89%
Job status	Work full-time	77.78
	Work part-time	*
	Stay-at-home	*
	Other	*

* Indicates percentage is masked due to the low number of participants

Figure 1. "What is your relationship with the children in your home?"

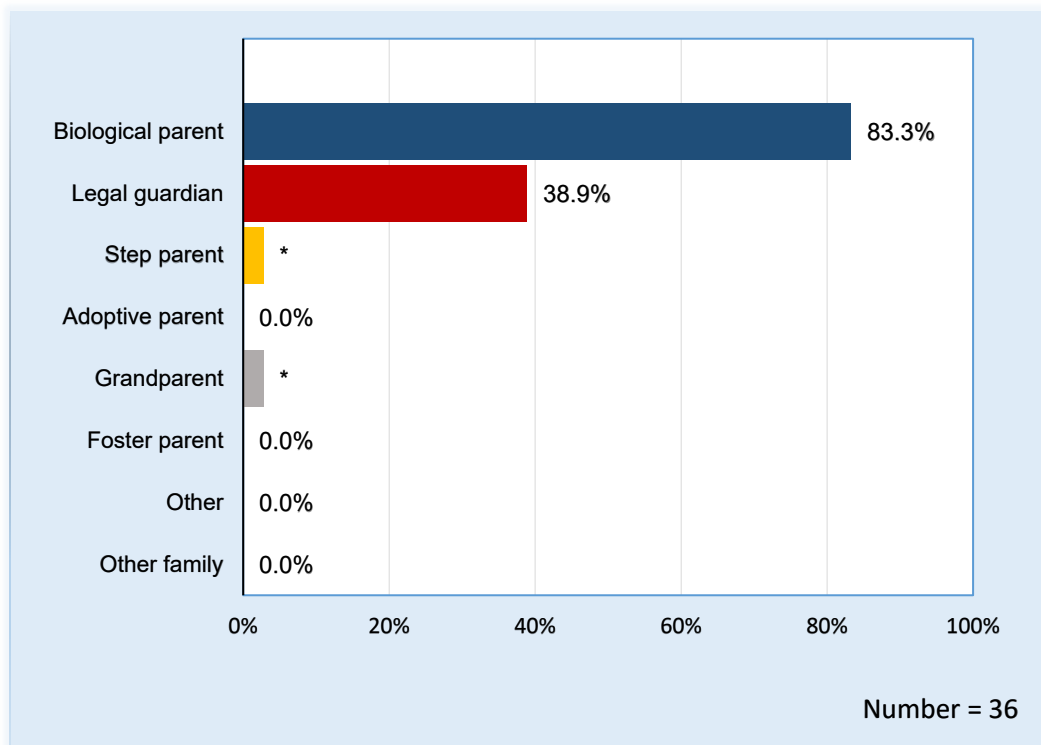


Figure 2. "When your family experiences a crisis, where do you turn for help?"

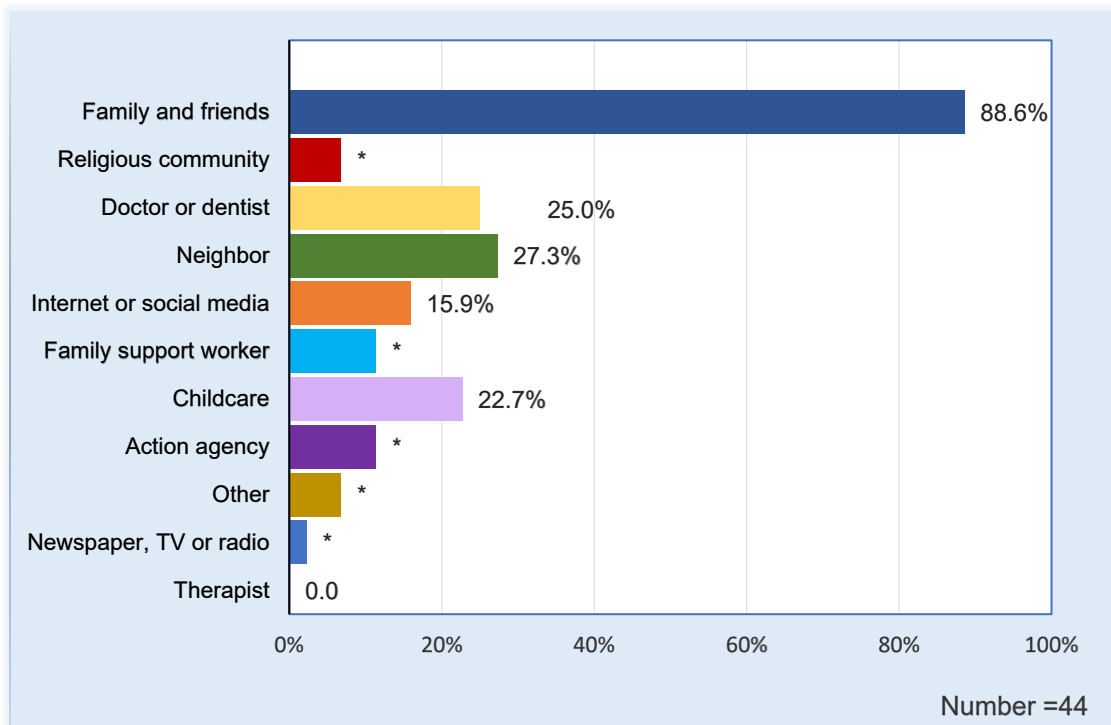


Figure 3. "Have you or your family ever used the following services?"

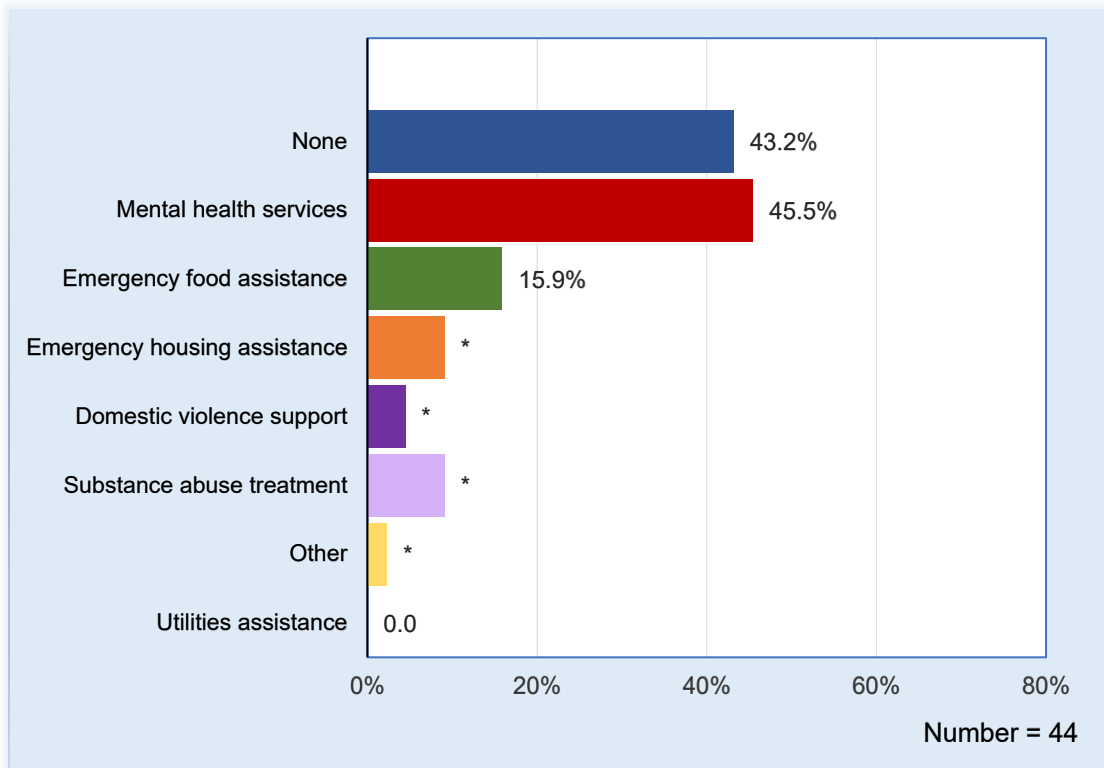


Figure 4. "Have you or your family ever used the following services?" (Number of services used)

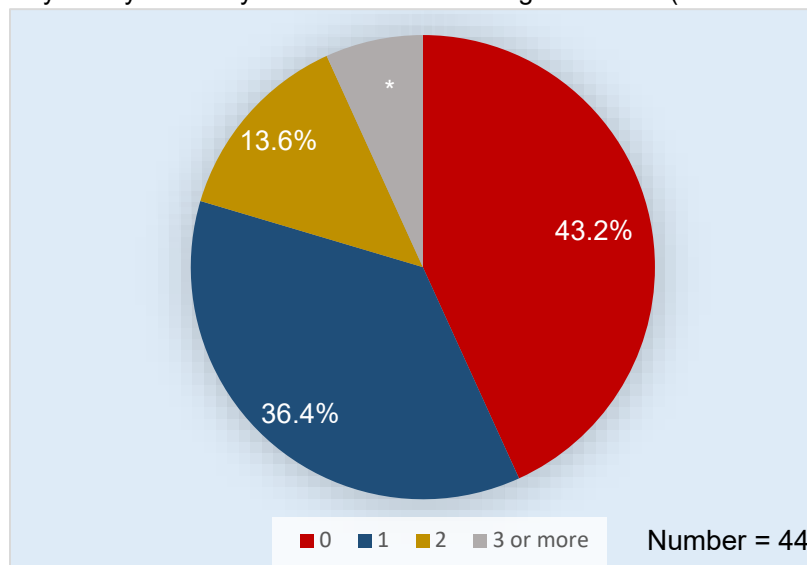


Figure 5. “For each family services and programs, indicate which option best describes your experience.”

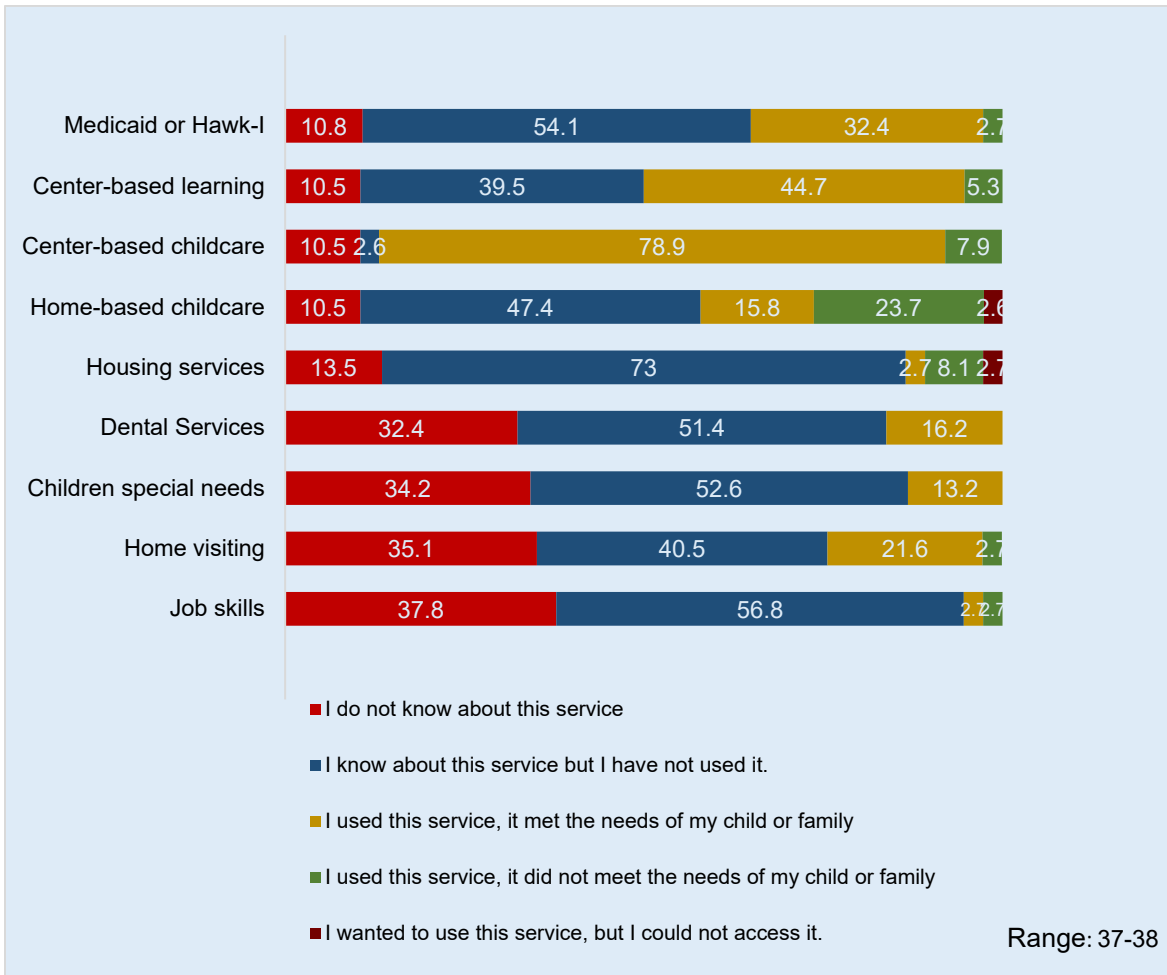


Figure 6. “When selecting childcare, which of the following factors are the most important in making that selection?”

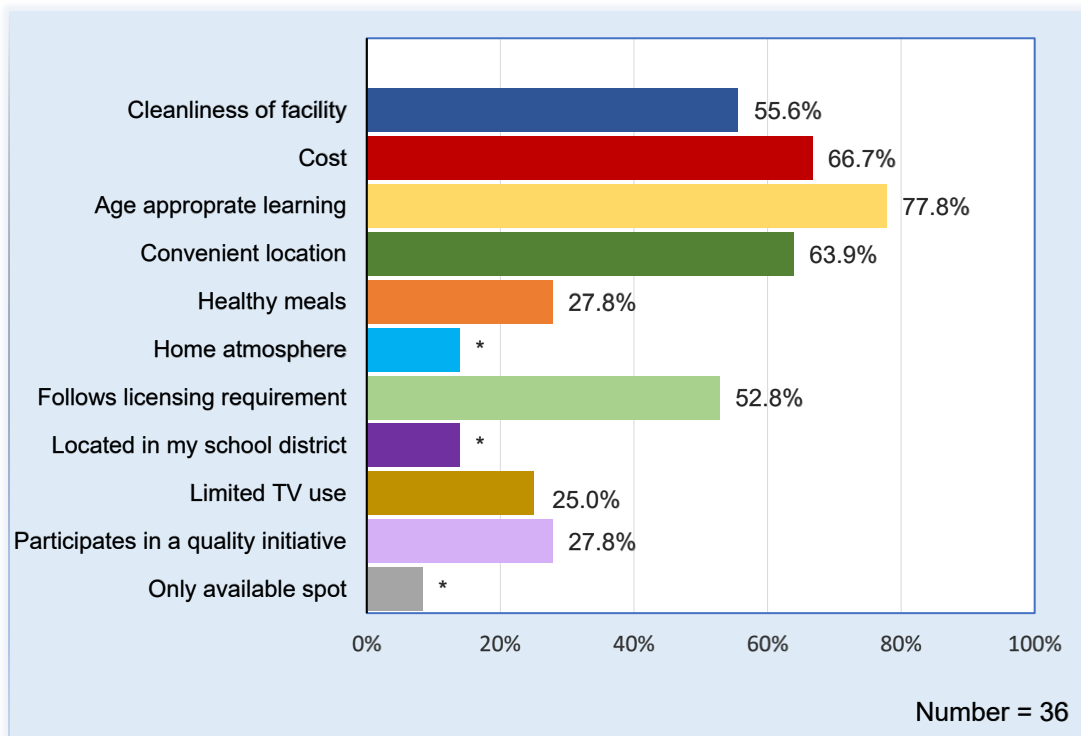


Figure 7. "What has made it difficult for you to use services designed for families like yours?"

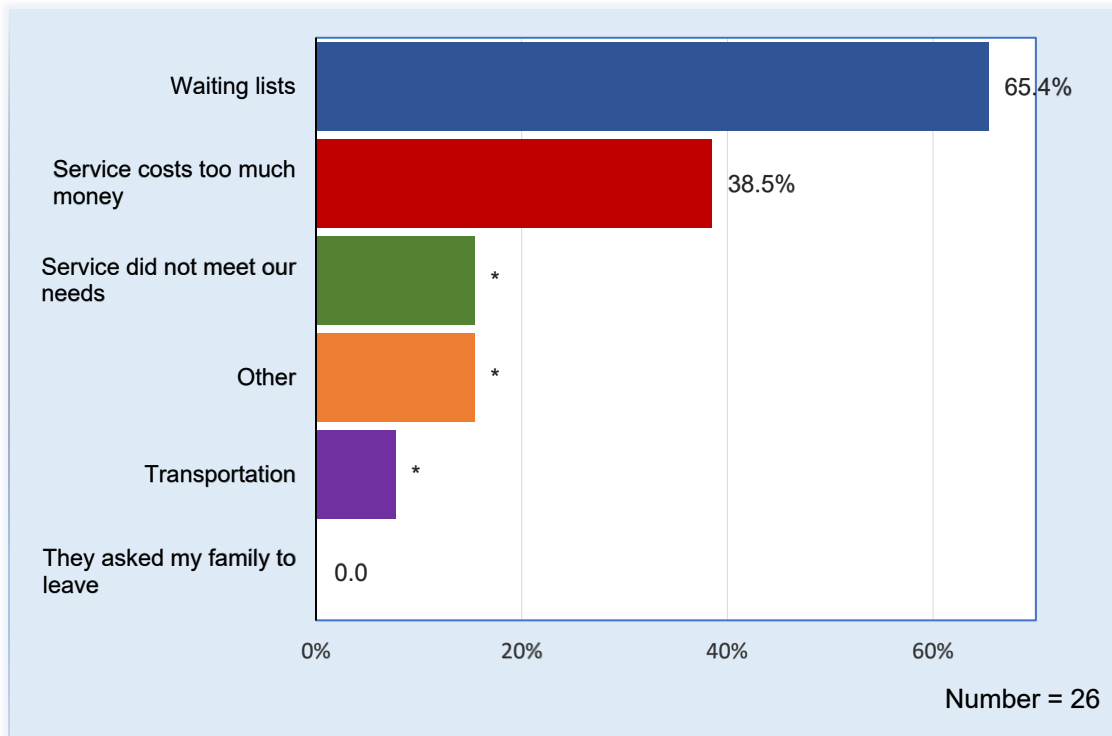


Figure 8. Number of difficulties reported

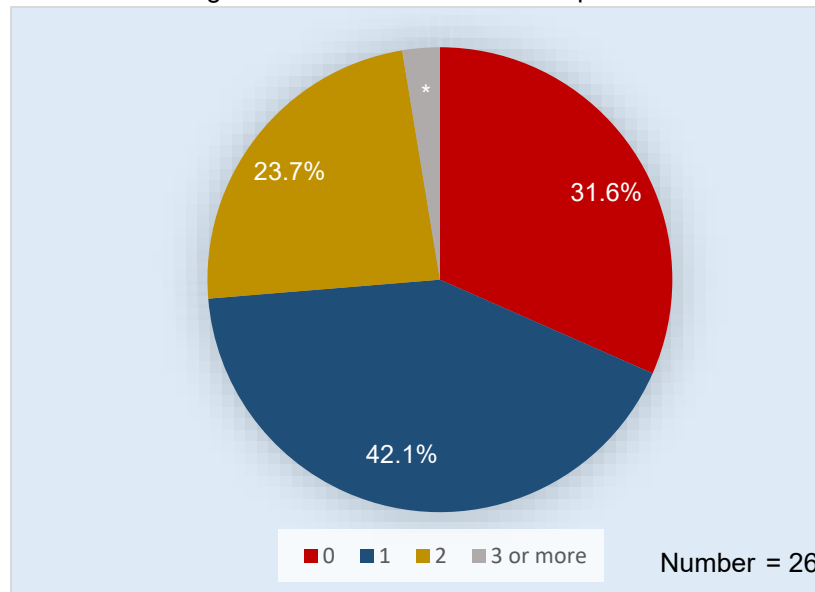


Figure 9. "Rate how adequate you feel the services are in your area."

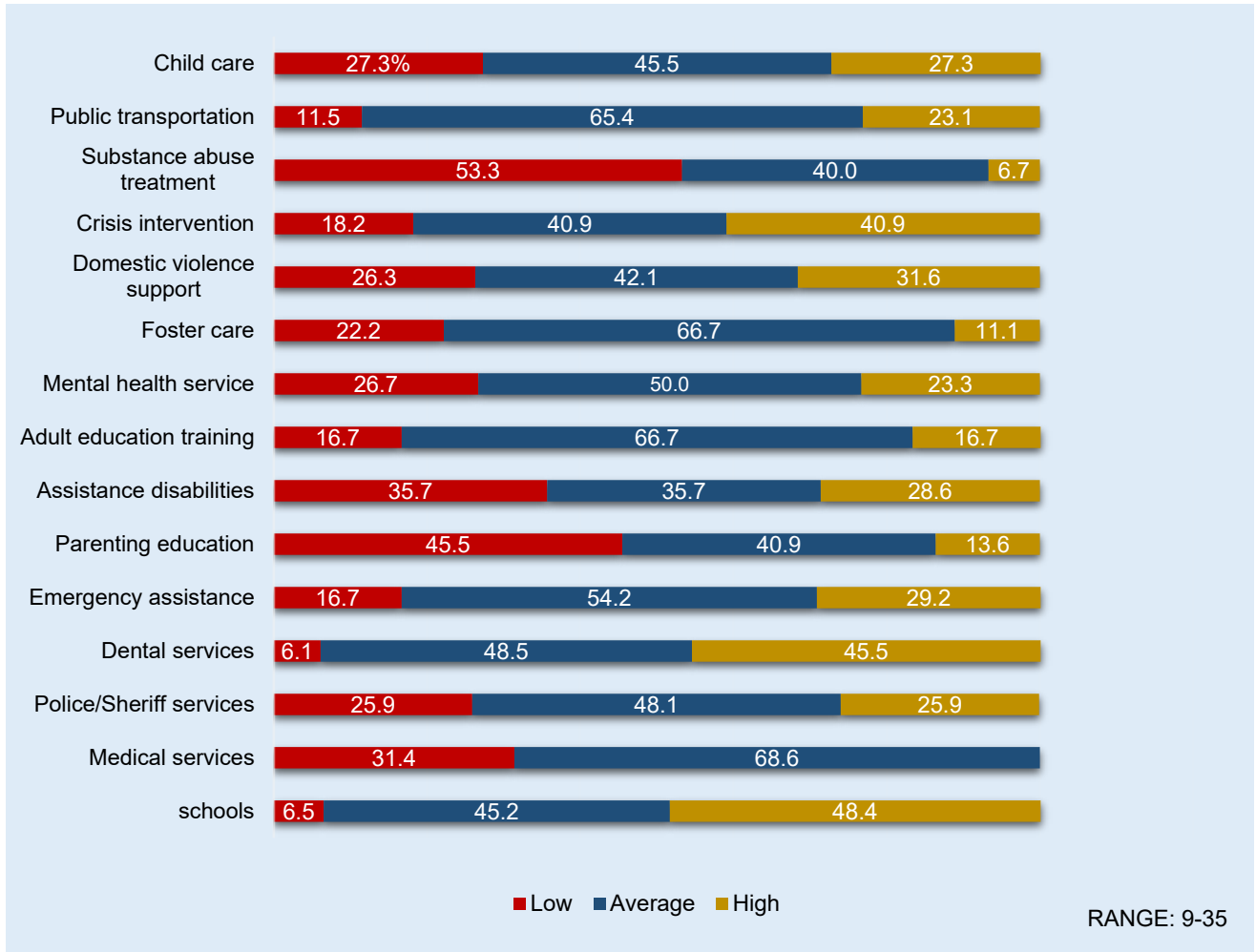


Figure 10. Percent families reporting low adequacy by service type

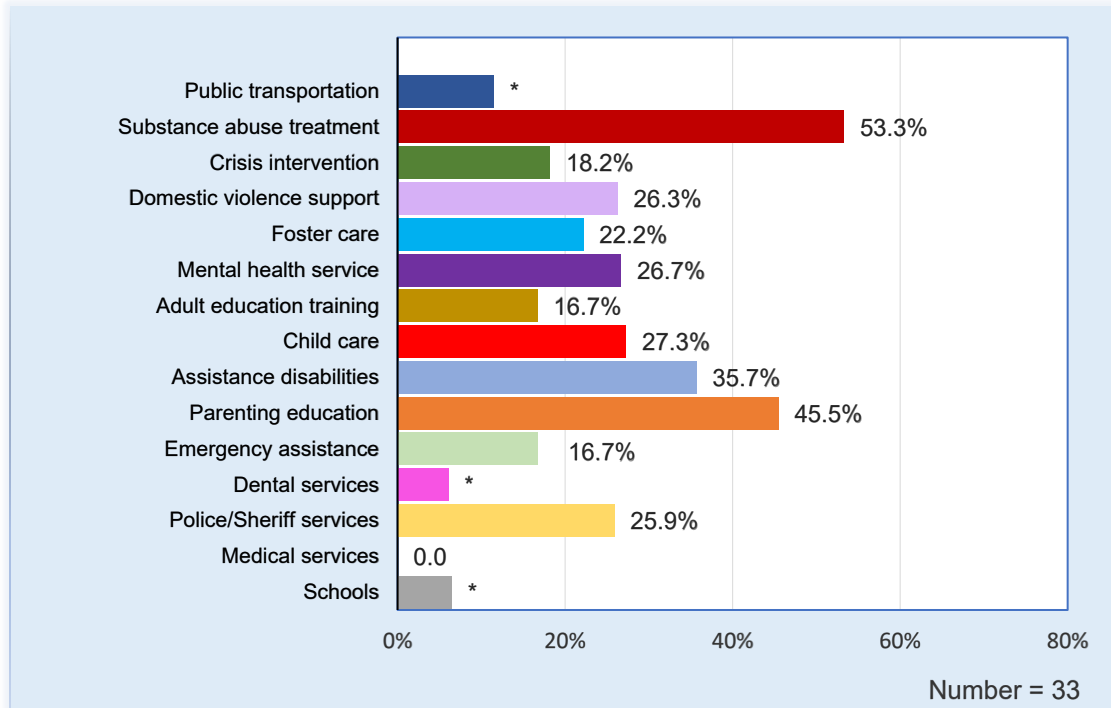
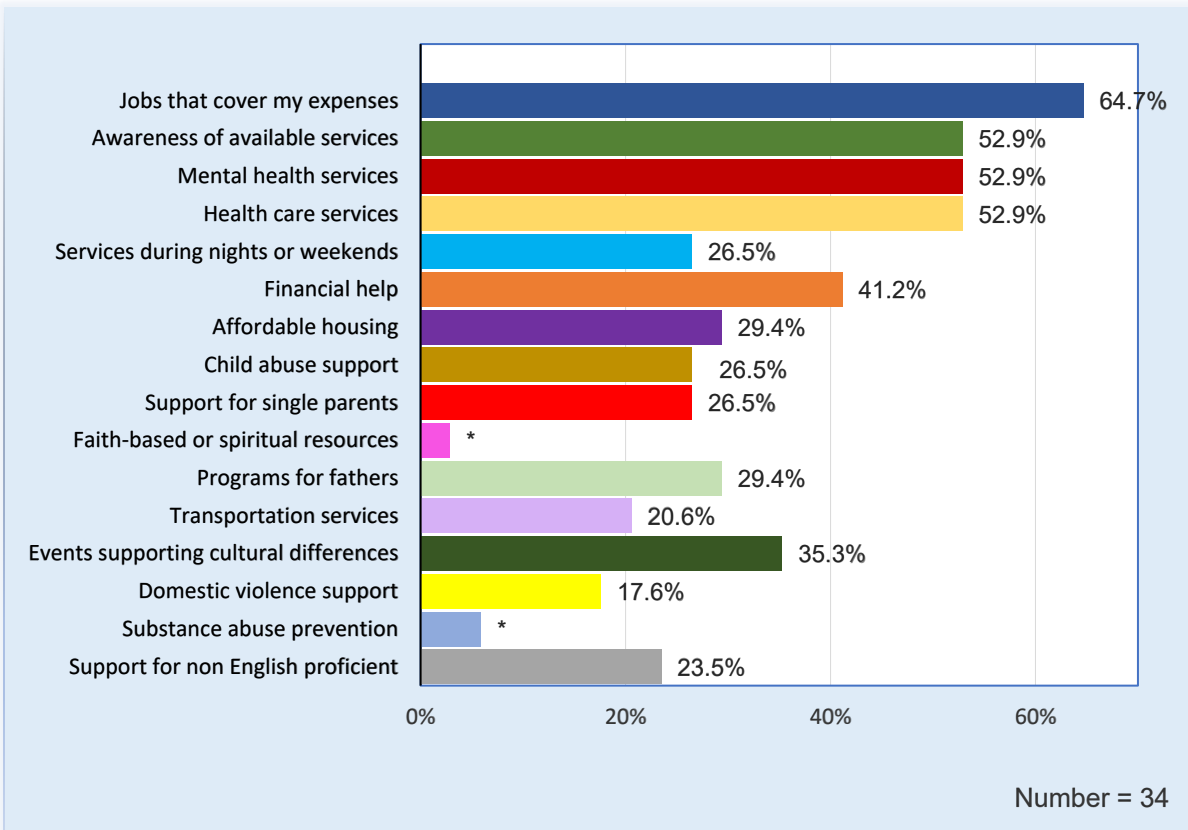


Figure 11. “What are the most important areas of support needed for your family's well-being and success?”



FY24 Budget

	SR	EC	Total	
Revenue				
FY23 Program Carryforward	\$64,000.00		\$64,000.00	
FY23 Administrative Carryforward	\$4,500.00	\$2,000.00	\$6,500.00	projection reduced
FY23 Quality Improvement Carryforward	\$6,000.00		\$6,000.00	projection reduced
FY24 Program Allocation	\$647,562.00	\$211,870.90	\$859,432.90	
FY24 Administrative Allocation	\$37,133.00	\$11,151.10	\$48,284.10	
FY24 Quality Improvement Allocation	\$60,713.00		\$60,713.00	
Administration				
Available Administrative Funds	\$41,633.00	\$13,151.10	\$54,784.10	
Administrative Clerk	\$12,290.00	\$6,145.00	\$18,435.00	
Early Childhood Coordinator	\$24,784.00	\$4,995.00	\$29,779.00	reduced due to less carryforward
Fiscal Agent and FAUP/audit fees (County in k)	\$0.00	\$0.00	\$0.00	
Liability Insurance Fees	\$1,733.00	\$867.00	\$2,600.00	
Board/Office costs/Website	\$1,800.00	\$700.00	\$2,500.00	
AECIAB Fees	\$1,026.00	\$0.00	\$1,026.00	
Administration Balance	\$0.00	\$444.10	\$444.10	
Administration Carryforward %	0.00%	3.38%	0.81%	
Quality Improvement				
Available Quality Improvement Funds	\$66,713.00		\$66,713.00	
Early Childhood Coordinator	\$66,713.00		\$66,713.00	reduced due to less carryforward
Quality Improvement Balance	\$0.00		\$0.00	
Quality Improvement Carryforward %	0.00%		0.00%	
Programs				
External Programs				
Available Programs Funds	\$711,562.00	\$211,870.90	\$923,432.90	
GWAEA Child Care Alliance Response Team		\$78,586.00	\$78,586.00	
HACAP HS/EHS Wraparound		\$77,352.00	\$77,352.00	
NCJC Early Learning Expansion	\$35,000.00		\$35,000.00	moved fully to SR rather than split
4 C's Home Ties Child Care Center		\$51,840.00	\$51,840.00	
JCPH Child Care Nurse Consultant	\$41,200.00		\$41,200.00	
NCJC PAT Family Support Program	\$402,700.00		\$402,700.00	
UAY Young Parent Home Visiting & Group Program	\$123,675.00		\$123,675.00	
4C's Childcare Workforce Development Program	\$5,000.00		\$5,000.00	
JCPH Dental Voucher			\$0.00	
JCSS Child Care Wage Enhancement			\$0.00	
ARC Child Care Supplemental Staffing	\$52,400.00		\$52,400.00	
Internal Programs				
School Ready Scholarships	\$50,000.00		\$50,000.00	
School Ready Scholarship Coordination	\$2,000.00			added due to less admin/QI carryforward to cover Sam salary
Car Seats			\$0.00	
Safe Sleep			\$0.00	
Program Support			\$0.00	
Infant Equipment for in-home providers			\$0.00	
Fall surfacing for in-home providers			\$0.00	
Child Net 3.0 Incentive			\$0.00	
Passport to Early Learning Stipend			\$0.00	
Community Awareness			\$0.00	
Programs Balance	\$1,587.00	\$4,092.90	\$5,679.90	
Programs Carryforward %	0.22%	1.93%	0.62%	

Staff	Needed	Budgeted	Difference	
Sam		\$98,492	\$98,492.00	\$0.00
Terri		\$18,435	\$18,435.00	\$0.00