



Johnson County Empowerment/Early Childhood Iowa Board

**Thursday, May 19, 2022
6:30-8:00 p.m.**

The JCE/ECIA Board will be meeting in a hybrid format Johnson County Health and Human Services Conference Room 203 B/C is reserved for this meeting and instructions to join via zoom are below. Join via Zoom video at <https://zoom.us/j/83833295570>

Join via Zoom phone at 312-626-6799 with Meeting ID 838 3329 5570.

Draft Agenda: Please check www.jcempowerment.com *Calendar of Events* 24 hours before the meeting for any changes.

- 1. Call Meeting to Order, Establish Quorum, and Approve Previous Meeting Minutes [Board Action]**
- 2. Public Comment**
- 3. Director's Report**
- 4. Accept Audit [Board Action]**
- 5. Nominating Committee**
- 6. 3rd Quarter Reports**
- 7. FY23 RFP [Board Action]**
- 8. FY23 Budget [Board Action]**
- 9. Adjourn**

If there are questions about this agenda or if attendees require a modification because of a disability, please contact Sam Turnbull at empower@johnsoncountyiowa.gov or (319) 356-6090.

Next Board meetings: June 16, 2022, July 21, 2022

Johnson County is a safe and healthy community in which to learn, work, and live.

Johnson County Empowerment • 855 S Dubuque Street, Suite 202B • Iowa City, IA 52240 • Telephone 319.339.6179 • Facsimile 319.688.5711

www.jcempowerment.org • empower@johnsoncountyiowa.gov

BOARD REPORT OF EXPENSES

APRIL 2022

Payee	Period	Invoice Date	SR	EC	Non-Grant
Mileage Sam	March	3/30/2022	\$134.55		
Clerk SR	March	3/31/2022	\$687.75		
SR ICAP Insurance	Apr-Mar23	4/11/2022	\$1,000.00		
JCPH Dental	March	4/11/2022	\$2,763.16		
JCPH CCNC	March	4/11/2022	\$680.71		
NCJC PAT	March	4/15/2022	\$25,900.00		
NCJC Group	March	3/31/2022	\$1,344.16		
ECC	March	3/31/2022	\$6,979.50		
Purple Bloom	February	3/24/2022	\$500.00		
Melrose Daycare	March	4/1/2022	\$500.00		
Prince of Peace	March	4/6/2022	\$232.00		
Purple Bloom	March	4/8/2022	\$500.00		
Cute Little Angels	March	4/5/2022	\$428.00		
Frog Hollow	March	4/5/2022	\$545.45		
HACAP	March	4/7/2022	\$4,479.20		
NCJC Wrap	March	4/15/2022	\$5,863.97		
IOWA ACES 360	March	3/21/2022		\$535.88	
Amazon	April	4/11/2022		\$479.04	
Grant Wood	March	4/6/2022		\$5,841.80	
4Cs PEPB	February	3/14/2022		\$1,729.73	
Amazon Early Lit	April	4/12/2022		\$150.00	
NCJC Welcome	March	3/31/2022		\$2,123.72	
CLERK EC	March	3/31/2022		\$338.74	
EC ICAP Insurance	Apr-Mar23	4/11/2022		\$998.00	
Amazon	April	4/9/2022			\$749.90
TOTAL			\$52,538.45	\$12,196.91	\$749.90

May 2022 Director Report - Johnson County Empowerment/Early Childhood Iowa Area

STATEWIDE UPDATES:

- **State Early Childhood Iowa**

- The ECI budget has not yet been decided by the legislature. We are operating based on projections from the state team.

LOCAL UPDATES:

- **General**

- **Website:** We are waiting to hear we are able to move our content to the county website.
- **Expense Report:** Our April 2022 expense report is in your board packet.
- **Board evaluations:** were sent out this month. Here are some of the responses:
 - **Board Responsibilities:** Areas for improvement- strategic planning, fundraising.
 - **Comments:**

- Board members have a strong, positive connection with both Sam and Laurie.
- I am in my third and last term on the board and feel the responsibilities of board members are determinant in the successful operation of the many ECE programs we serve.
- Board works well - efficient, thoughtful and respectful
- Maybe have not been on the board long enough but have not heard much information about strategic planning (understand this only happens every 3-5 years).
- Board doing a good job during tough circumstances.

- **Meeting Elements Comments:**

- I feel our meetings are both effective and efficient.
- Sam is doing an excellent job of what can be a very complicated set of details!
- Zoom is efficient - Would like to see move toward some in person meetings for more personal connecting
- I enjoy every meeting, learning more about early childhood in JoCo, the state of Iowa, nationally and about children overall.
- Board meetings run well.

- **Individual Evaluation:** Areas for improvement- recommending individuals for service to the board.

- **Comments:**

- The financial dimension of committee work can be somewhat confusing and overwhelming. Current director does a good job of trying to inform the committee.
- Have not had an opportunity to recommend any individuals yet.
- If I thought of someone who would be good for the board I would recommend, have not had the opportunity.

- **Programs**

- **Car Seats:** We are looking at holding a car seat clinic June 11th. I would welcome board member volunteers to act as scribes or to help corral children. I completed my car seat tech training so I can assist with installs during clinics.
- **Site Visits:** Site visits have been going well. I have not been able to schedule a site visit with the JCPH dental program. We have one more opportunity to see our contracted programs in action: <https://www.signupgenius.com/go/8050545aaab2fa1f85-jceecial>

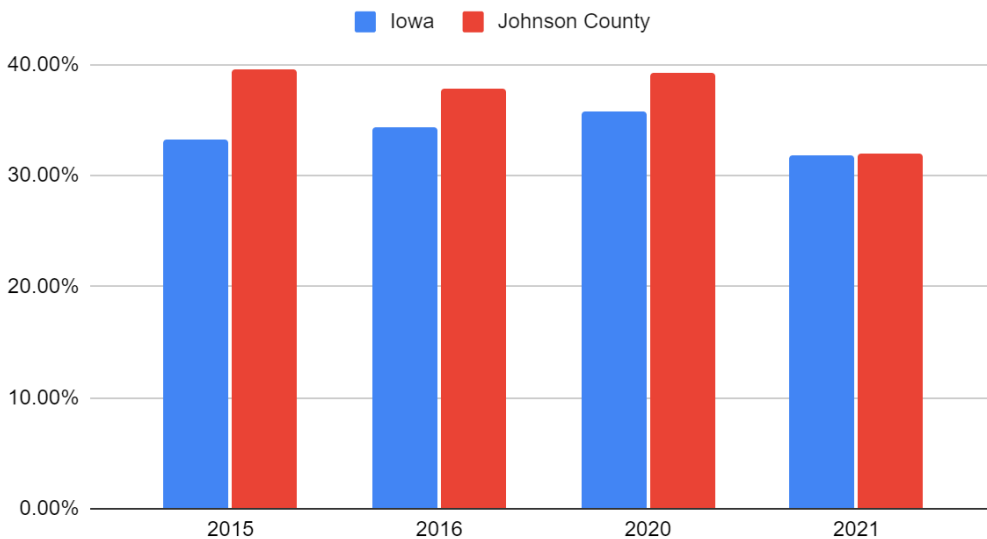
- **Committees**

- **Early Ed Work Group (Joan and Cheryl board liaisons):** Meets on the last Monday of the month 2:30-3:30 pm.
- **Parent Ed Work Group (Emily board liaison):** Meets on the first Monday of every other month 1-2 pm.
- **Health Work Group (Susan board liaison):** Meets on the second Monday of every other month 2-3pm.
- **Community Collaboration**
 - **Juneteenth:** I plan to hand out books at the Juneteenth health and resource fair on Saturday June 18th.
- **Resource Links**
 - Website <https://jcempowerment.com/>
 - State ECI website <https://earlychildhood.iowa.gov/>
 - Facebook <https://www.facebook.com/JohnsonCountyEmpowerment/>
 - Twitter <https://twitter.com/JohnsonCountyE1>
 - Johnson County www.johnsoncountyiowa.gov

**Board Development:
Indicator of the Month**

Indicator: % of domestic violence cases with children present.

% domestic violence cases with children present



Priority: Prevent child abuse and neglect

Results Area: Safe, stable, nurturing families and homes

Programs we fund that affect this indicator:

- UAY Family Support and Group and Home Health
- NCJC Family Support and Group

Respectfully submitted Sam Turnbull May 19, 2022

FY23 RFP Subcommittee Recommendations

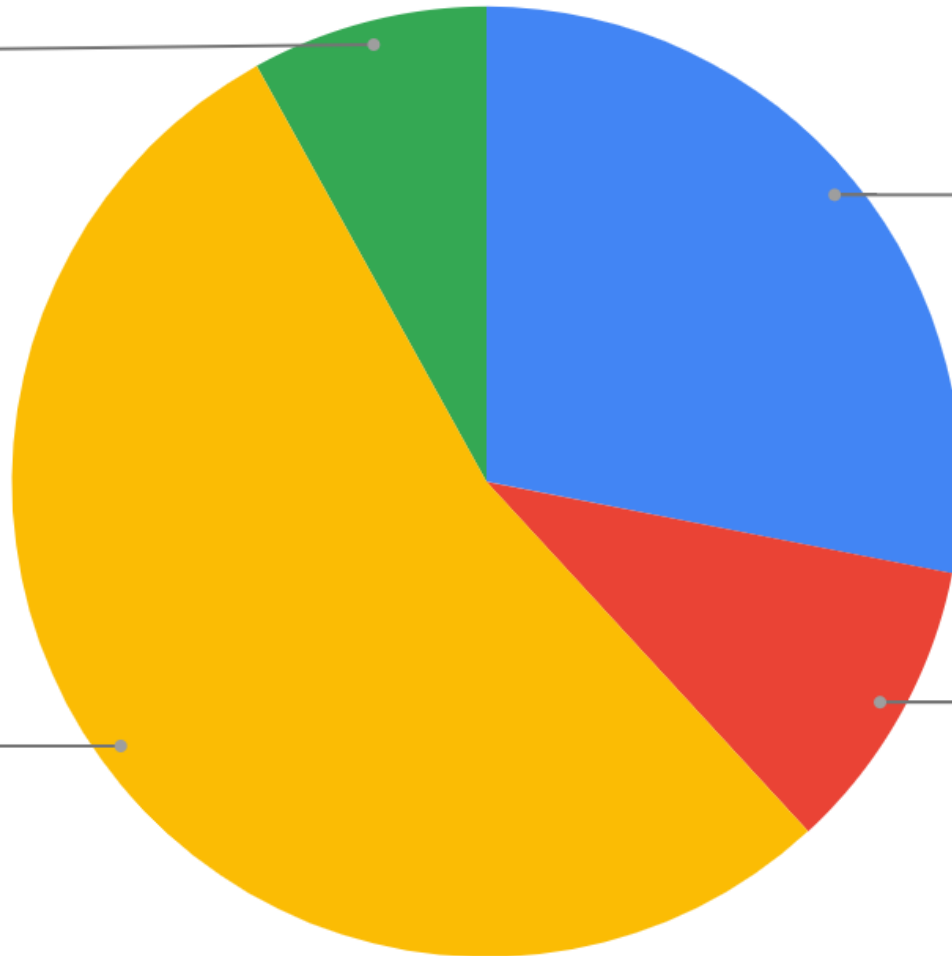
	Program	Priority	Average Points	Funding Request	Funding Recommendation	Notes from subcommittee
Indirect Early Education	4 C's Child Care Workforce Development	2	70.33	\$85,579.26	\$0*	<ul style="list-style-type: none"> *Committee recommends considering a targeted RFP for providing coordination between refugee/immigrant child care homes and CCR&R if funding allows.
	Grant Wood AEA CART	1	125	\$76,140	\$76,140	<ul style="list-style-type: none"> Applied for same level of staffing .8 FTE
Direct Early Education	ARC of SE Iowa Preschool	2	103	\$62,210	\$0*	<ul style="list-style-type: none"> *Committee recommends considering a targeted RFP for program development of child care for medically complex children.
	4 C's Home Ties	1	105	\$55,080	\$55,080	<ul style="list-style-type: none"> Would like to work with program on ensuring enrolled families receive services while children receive care. Applied for 5 slots per month @\$850/slot/month
	HACAP Head Start/Early Head Start Wraparound	1	118	\$73,250	\$73,250	<ul style="list-style-type: none"> Applied for 16 Head start and 24 Early Head Start
	NCJC Early Learning Supports & Expansion	1	122	\$87,200	\$46,000	<ul style="list-style-type: none"> Committee does not recommend funding child care supports portion, recommends funding WRAP/Expansion only and

						<p>recommends against funding additional child care staff as a practice.</p> <ul style="list-style-type: none"> • Applied for WRAP/Expansion: for 4-6 infants/toddlers, 5 3 year olds, 8 4 year olds • Applied for Supports: 2 .5 FTE teaching associates for the 2 year old classroom.
Health	JCPH Child Care Nurse Consultant	1	84.5	\$119,500	\$59,750	<ul style="list-style-type: none"> • Would like to negotiate number of programs served as cost per program is more than double the state average • Applied for 1 FTE CCNC • Recommend funding .5 FTE assuming JCPH continues to fund the other .5 FTE
	JCPH Dental Voucher Program	2	92	\$23,200	\$0	<ul style="list-style-type: none"> • Concern about program being underspent/underperforming
	UAY Young Parent Home Health Program	3	75.5	\$40,000	\$0	<ul style="list-style-type: none"> • Concern about many visits being virtual when telehealth is available. • Concern about visits not being billed to Medicaid. • Concern about per visit rate. • Concern about program not meeting performance measure goals.
Parent Education	NCJC Family Support Home Visitation and Group	1	115	\$427,250	\$427,250	<ul style="list-style-type: none"> • Applied for 4.5 FTE (increase) • Visit Rate \$145/visit • Group Rate \$715/groupx50 groups

	UAY Young Parent Home Visitation and Group	1	109.5	\$137,375	\$137,375	<ul style="list-style-type: none">• Applied for 1.65 FTE• Visit Rate \$164.74• Group Rate \$308
--	--	---	-------	-----------	-----------	---

IA ECI FY'21 Spending

Health
8.0%



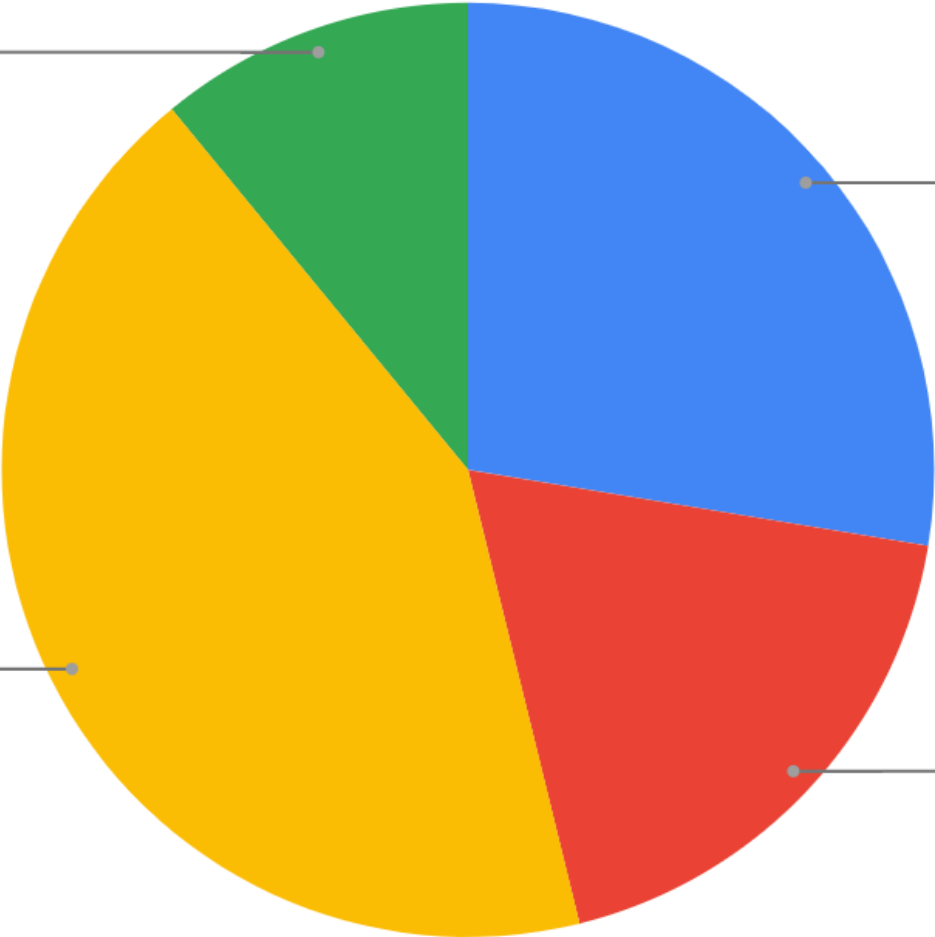
Direct Early Education
28.1%

Parent Education
53.8%

Indirect Early Educat...
10.1%

JCE/ECIA FY'22 budget

Health
11.0%



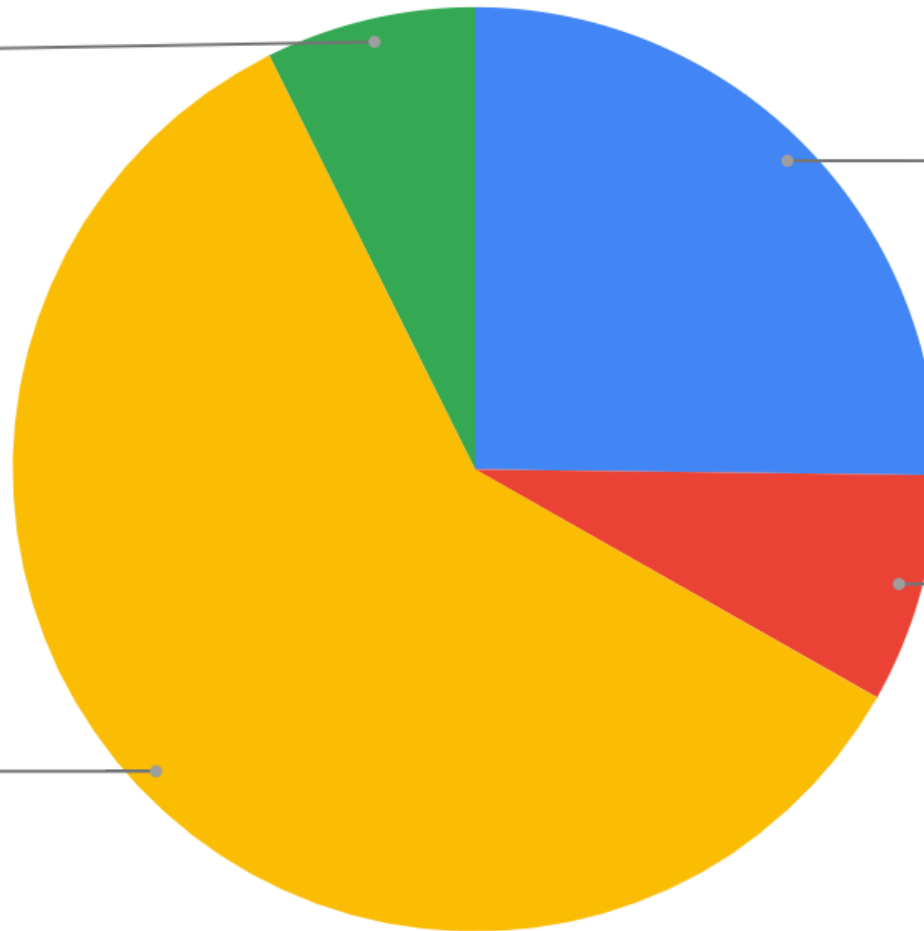
Direct Early Education
27.6%

Parent Education
42.9%

Indirect Early Educat...
18.6%

FY23 RFP Funding Recommendations

Health
7.3%



Direct Early Education
25.2%

Indirect Early Educat...
8.0%

Parent Education
59.4%

FY23 Budget Draft- Funding Priority 1's at committee recommended levels

	SR	EC	Total
Revenue			
FY22 Program Carryforward			
FY22 Administrative Carryforward			
FY22 Quality Improvement Carryforward			
FY23 Program Allocation	\$640,987.00	\$208,469.90	\$849,456.90
FY23 Administrative Allocation	\$36,622.00	\$10,972.10	\$47,594.10
FY23 Quality Improvement Allocation	\$60,375.00		\$60,375.00
Administration			
Available Administrative Funds	\$36,622.00	\$10,972.10	\$47,594.10
Administrative Clerk	\$13,630.67	\$6,815.33	\$20,446.00
Early Childhood Coordinator	\$16,758.34	\$1,990.76	\$18,749.10
Fiscal Agent and FAUP/audit fees (County in kind)	\$0.00	\$0.00	\$0.00
Liability Insurance Fees	\$1,332.00	\$666.00	\$1,998.00
Board/Office costs/Website	\$4,000.00	\$1,500.00	\$5,500.00
AECIAB Fees	\$901.00	\$0.00	\$901.00
Administration Balance	\$0.00	\$0.00	\$0.00
Administration Carryforward %	0.00%	0.00%	0.00%
Quality Improvement			
Available Quality Improvement Funds	\$60,375.00		\$60,375.00
Early Childhood Coordinator	\$60,375.00		\$60,375.00
Quality Improvement Balance	\$0.00		\$0.00
Quality Improvement Carryforward %	0.00%		0.00%
Programs			
External Programs			
Available Programs Funds	\$640,987.00	\$208,469.90	\$849,456.90
Grant Wood AEA CART		\$76,140.00	\$76,140.00
HACAP Head Start B/Early Head Start CR/W		\$73,250.00	\$73,250.00
NCJC Early Learning Supports& Expansion	\$42,000.10	\$3,999.90	\$46,000.00
Home Ties Emergency Child Care		\$55,080.00	\$55,080.00
JCPH Child Care Nurse Consultant *.5FTE	\$59,750.00		\$59,750.00
NCJC Family Support Home Visitation&Group	\$427,250.00		\$427,250.00
UAY Teen Parent Program home visits/groups	\$137,375.00		\$137,375.00
Internal Programs			
Coordinated Intake	\$10,000.00		\$10,000.00
School Ready Scholarship Coordination	\$6,660.90		\$6,660.90
School Ready Scholarships	\$65,000.00		\$65,000.00
Car Seats	\$6,000.00		\$6,000.00
Safe Sleep	\$4,000.00		\$4,000.00
Child Care Provider Education			\$0.00
Scholarship/Incentives			\$0.00
Child Care Recruitment/Retention Bonuses			\$0.00
Program Support	\$3,000.00		\$3,000.00
Community Awareness	\$1,500.00		\$1,500.00
Programs Balance	-\$121,549.00	\$0.00	-\$121,549.00
Programs Carryforward %	-18.96%	0.00%	-14.31%

Other Grants/Donations
\$ 4,362.17

	FY22 beginning budget	FY22 adjusted budget	FY23 request
Grant Wood AEA CART	\$ 74,620.00		\$76,140
HACAP Head Start B/Early Head Start CR/W	\$ 65,000.00		\$ 73,250.00
NCJC Early Learning Supports& Expansion	\$ 71,332.00	\$ 85,332.00	\$ 87,200.00
Home Ties Emergency Child Care	\$ 47,250.00		\$ 55,080.00
JCPH Child Care Nurse Consultant *.5FTE	\$ 58,448.00	\$ 25,000.00	\$ 119,500.00
NCJC Family Support Home Visitation&Group	\$ 325,000.00		\$ 427,250.00
UAY Teen Parent Program home visits/groups	\$ 107,286.00		\$ 137,375.00

Staff	Needed	Budgeted	Difference
Sam	\$95,785	\$95,785	\$0
Terri	\$20,446	\$20,446	\$0

FY23 All Requests Fully Funded

Other Grants/Donations
\$ 4,362.17

	SR	EC	Total
Revenue			
FY22 Program Carryforward			
FY22 Administrative Carryforward			
FY22 Quality Improvement Carryforward			
FY23 Program Allocation	\$640,987.00	\$208,469.90	\$849,456.90
FY23 Administrative Allocation	\$36,622.00	\$10,972.10	\$47,594.10
FY23 Quality Improvement Allocation	\$60,375.00		\$60,375.00
Administration			
Available Administrative Funds	\$36,622.00	\$10,972.10	\$47,594.10
Administrative Clerk	\$13,630.67	\$6,815.33	\$20,446.00
Early Childhood Coordinator	\$16,758.34	\$1,990.76	\$18,749.10
Fiscal Agent and FAUP/audit fees (County in kind)	\$0.00	\$0.00	\$0.00
Liability Insurance Fees	\$1,332.00	\$666.00	\$1,998.00
Board/Office costs/Website	\$4,000.00	\$1,500.00	\$5,500.00
AECIAB Fees	\$901.00	\$0.00	\$901.00
Administration Balance	\$0.00	\$0.00	\$0.00
Administration Carryforward %	0.00%	0.00%	0.00%
Quality Improvement			
Available Quality Improvement Funds	\$60,375.00		\$60,375.00
Early Childhood Coordinator	\$60,375.00		\$60,375.00
Quality Improvement Balance	\$0.00		\$0.00
Quality Improvement Carryforward %	0.00%		0.00%
Programs			
External Programs			
Available Programs Funds	\$640,987.00	\$208,469.90	\$849,456.90
4Cs Child Care Workforce Development		\$85,579.26	\$85,579.26
Grant Wood AEA CART		\$76,140.00	\$76,140.00
Arc of SE Iowa Preschool	\$62,210.00		\$62,210.00
HACAP Head Start B/Early Head Start CR/W	\$73,250.00		\$73,250.00
NCJC Early Learning Supports& Expansion	\$87,200.00		\$87,200.00
Home Ties Emergency Child Care		\$55,080.00	\$55,080.00
JCPH Child Care Nurse Consultant	\$119,500.00		\$119,500.00
JCPH Dental Voucher Program	\$23,200.00		\$23,200.00
NCJC Family Support Home Visitation&Group	\$427,250.00		\$427,250.00
UAY Teen Parent Program home visits/groups	\$137,375.00		\$137,375.00
UAY Home Health Services	\$40,000.00		\$40,000.00
Internal Programs			
Coordinated Intake	\$10,000.00		\$10,000.00
School Ready Scholarship Coordination	\$6,660.90		\$6,660.90
School Ready Scholarships	\$65,000.00		\$65,000.00
Car Seats	\$6,000.00		\$6,000.00
Safe Sleep	\$4,000.00		\$4,000.00
Child Care Provider Education Scholarship/Incentives			\$0.00
Child Care Recruitment/Retention Bonuses			\$0.00
Program Support	\$3,000.00		\$3,000.00
Community Awareness	\$1,500.00		\$1,500.00
Programs Balance	-\$408,498.00	-\$8,329.36	-\$416,827.36
Programs Carryforward %	-63.73%	-4.00%	-49.07%

	FY22 beginning budget	FY22 adjusted budget
	\$ 104,389.00	\$ 85,387.84
	\$ 74,620.00	
	\$ 9,072.00	
	\$ 65,000.00	
	\$ 71,332.00	\$ 85,332.00
	\$ 47,250.00	
	\$ 58,448.00	\$25,000
	\$ 23,200.00	\$ 11,000.00
	\$ 325,000.00	
	\$ 107,286.00	
	\$ 21,000.00	\$ 34,000.00

Staff	Needed	Budgeted	Difference
Sam	\$95,785	\$95,785	\$0
Terri	\$20,446	\$20,446	\$0

DIRECT SERVICES

Dental		
	Dental Voucher	<ul style="list-style-type: none"> • Underspent \$4,353.79 of \$11,000 (reduced budget) • Not on track for # children served have served 2/6 (reduced goal). Program anticipates meeting goal.
Early Care & Education Supportive Services		
	4 C's Home Ties	<ul style="list-style-type: none"> • Not on track for 75% attendance
	ARC Preschool Program	
	HACAP Wraparound	<ul style="list-style-type: none"> • Underspent \$32,396.55 spent out of \$65,000 budget • Not on track to meet goal for number served • Not on track for 75% attendance
	NCJC Early Education	
	NCJC Welcome Back	<ul style="list-style-type: none"> • Underspent \$14,314.34 spent out of \$38,590 budget (program anticipates spend down)
Prenatal/Postnatal		
	UAY Home Health	<ul style="list-style-type: none"> • Not on track to meet goals for number and percent of children screened for developmental and health delays or mothers screened for postpartum depression.

INDIRECT SERVICES

Child Care Nurse Consultant		
	JCPH Child Care Nurse Consultant	<ul style="list-style-type: none"> • Reduced Budget • Position posted but not filled- subcontract in place • Not on track for # of visits by CCNC
Professional Development-Training		
	RVAP Child Sexual Abuse Prevention Training	<ul style="list-style-type: none"> • Underspent \$999.84 spent out of \$4,000 budget • Not on track to meet goals for number of trainings or number of participants
Technical Assistance: Consultant, Mentoring, Coaching		
	4C's Positive Environments for Positive Behaviors	
	4C's Provider Services	<ul style="list-style-type: none"> • Underspent \$34,841.01 spent out of budget that has been reduced to \$64,959.84. • Not on track to meet goals for number of consultations • Not on track for hours of new training • Not on track for number of providers participating
	4C's Registered Home Start Up Services	<ul style="list-style-type: none"> • Underspent \$2,511.90 spent out of budget that has been reduced to \$4,401.00 • Not on track to meet goal for number of hours of professional development.
	Grant Wood AEA Child Care Alliance Response Team	
Family Support		
	NCJC Home Visitation and Group	<ul style="list-style-type: none"> • Groups underspent. \$12,391.85 spent out of \$28,000. Program anticipates being close to spent down.
	UAY Young Parent Program	



Johnson County Empowerment/Early Childhood Area Report

Name of Agency: Johnson County Public Health	Name of Program: Dental Voucher
<input type="checkbox"/> Q1 <input type="checkbox"/> Q2 <input checked="" type="checkbox"/> Q3 <input type="checkbox"/> Q4 <input type="checkbox"/> End of Year	Name of staff submitting report: Becky Hackett-Leas

Q1&2: 7/1/21-12/31/21 due 2/1/22	Q3: 1/1/22-3/31/22 due 5/1/22	Q4&EOY: 4/1/22-6/30/22&7/1/21-6/30/22 due 8/1/22
-------------------------------------	----------------------------------	---

Budget 11000							
		Approved Budget	Q1	Q2	Q3	Q4	Spent Year to Date
Program Costs							
a.	Reimbursements to dentists	17,000	0	1566.38	2306.74		3873.12
1.	Program Costs Subtotal	17,000	0	1566.38	2306.74	0	3873.12
Participant Supports							
a.	Transportation	700	0	24.25	0		24.25
b.	Interpretation	500	0	0	244.36		244.36
2.	Participant Supports Subtotal	1,200	0	0	0		268.61
Other							
a.	Program promotional materials; incentives	4,800	0	0	212.06		212.06
b.	Postage	200	0	0	0		0
3.	Other Subtotal	5,000	0	0	0		0
4.	Total Direct	23,200	0	1590.63	2763.16		4353.79
5.	Total Expenditures	23,200 11,000	0	1590.63	2763.16		4353.79

Scope of Services	1.1.1. Recruit dentists and build a network to provide dental services to uninsured and underinsured children and pregnant women.
-------------------	---



Johnson County Empowerment/Early Childhood Area Report

	<p>1.1.2. Refer eligible children and pregnant women to dentists in the network for preventative and acute oral care.</p> <p>1.1.3. Review the dental treatment plan and authorize appropriate reimbursement.</p> <p>1.1.4. Process all claims and reimburse dental providers based on Medicaid rates.</p> <p>1.1.5. Follow up when dental appointments are not consistent and work with families to address issues of transportation and other barriers to attendance.</p>
--	---

Service Type: Dental						
Outputs						
	Q1	Q2	Q3	Q4	EOY	EOY Goal
# of children served (by age) and the # of pregnant women served.	combin +	15 Wo 1 child +	14 women 1 child +			30 36-women and 24 6 children
# of dentists participating in the program		3	3			

Quality/Efficiency						
	Q1	Q2	Q3	Q4	EOY	EOY Goal
# and % of children and women screened for cavities and decay	combin +	1 child 15 Wor +	14 Wor +			100%
Of those screened # and % referred on for additional services or treatment	combin +	1 child 15 Wor +	14 wom +			

Outcomes						
	Q1	Q2	Q3	Q4	EOY	EOY Goal
# and % of women and children that were cavity free after receiving treatment	combin +	1 child 15 Wor +	2 100% +			100%
# and % of participants who were referred to a dentist that were seen by the dentist	combin +	1 child 15 Wor +	14 100% +			75



Johnson County Empowerment/Early Childhood Area Report

Progress on Output and Outcome Goals: Is your JCE/ECIA funded program on track to meet each contracted goal?

Considering amended goals and the appts scheduled for Q4, we are on currently on track to meet YE goals. We are at an expected proportion of women receiving services. Children receiving services is not at an expected proportion of the Year End totals. We have children scheduled and awaiting appointments which will bring us to our goal.

Client Story: Provide a narrative or quote from a client served that describes the impact of this program.

Client Axxxxx K. primarily speaks French. She is pregnant and enrolled in JCPH Maternal Health Program. She was suffering with several oral health concerns; a front tooth turning very dark and molars causing her considerable pain. She had no funds to pay for dental care with the exception that she was covered by Presumptive Medicaid (PE) for 4-8 weeks. In that limited window of time, did see a dentist. Unfortunately, she only had time to have the front tooth treated before the PE expired. The pain from the molars continued. Our DVP staff was able to evaluate and enroll her at a Maternal Health appointment in the ECI funded Dental Voucher Program. We worked with her to schedule an appointment, she had the molars treated and is now out of pain. She communicated to our Care Coordinator by text message: "I'm much better now thank you very much for everything" She included emotiocons of praying hands and heart. She is currently in the status of 'in progress' and will have preventive and other restorative treatment done to prevent future problems, including evaluation and treatment of gum disease.



Johnson County Empowerment/Early Childhood Area Report

Name of Agency: 4C's	Name of Program: Home Ties
<input checked="" type="checkbox"/> Q1 <input checked="" type="checkbox"/> Q2 <input checked="" type="checkbox"/> Q3 <input type="checkbox"/> Q4 <input type="checkbox"/> End of Year	Name of staff submitting report: Missie Forbes

Q1&2: 7/1/21-12/31/21 due 2/1/22	Q3: 1/1/22-3/31/22 due 5/1/22	Q4&EOY: 4/1/22-6/30/22&7/1/21-6/30/22 due 8/1/22
-------------------------------------	----------------------------------	---

Budget						
	Approved Budget	Q1	Q2	Q3	Q4	Spent Year to Date
Total Expenditures	\$47,250	\$11,418.75	\$12,206.25	11,812.50		\$35,437.50

Scope of Services	<p>1.1.1. Provide time-limited quality early education to at least 5 eligible children funded with ECI funds at any one time.</p> <p>1.1.2. Complete developmental screenings with age eligible children who participate in the program for at least 4 weeks. When indicated by developmental screening, children will be referred for supportive services.</p> <p>1.1.3. When a child's attendance is less than 75%, the Service Provider and family will create an action plan to address the attendance issue. If attendance continues at less than 75%, the slot may be given to another family.</p> <p>1.1.4. The Service Provider will continue to participate in Iowa's Quality Rating System (QRS) at a Level 3 or higher (or equivalent).</p>
-------------------	--

Service Type: Early Care & Education Supportive Services							
Outputs							
		Q1	Q2	Q3	Q4	EOY	EOY Goal
# of children	0-1	3	3	2		8	
	1-2	4	0	2		6	
	2-3	1	2	0		3	



Johnson County Empowerment/Early Childhood Area Report

	3-4	2	0	0		2	
	4-5	0	0	0		0	
	5-6	1	0	1		1	
	Total	11	5	5		21	30
# of families served		7	4	4		15	20

Quality/Efficiency						
	Q1	Q2	Q3	Q4	EOY	EOY Goal
# of children that are age eligible and screened with ASQ-3	7/11	4/5	3/3		73%	75%
# of children that are age eligible and screened with ASQ-SE	7/11	4/5	3/3		73%	
# of children demonstrating age appropriate skills	1	0	3			
# of children screened who were referred to additional evaluation, services, or treatment	1	0	0			
The # of children attending at least 75% of the time	15/1	16/2	6/23		70.2	
The # of children that move into permanent child care when they exit Home Ties	2	1				

Outcomes						
	Q1	Q2	Q3	Q4	EOY	EOY Goal
# of children demonstrating age appropriate skills as assessed by the ASQ-3	10/11	5 /	3/3		94%	75%
# of children who were not demonstrating age appropriate skills as reported above that did demonstrate growth toward age appropriate skills	1	0	3/3		100	80%
# of children who were referred for a service that actually received that service	1	0	0		100	



Johnson County Empowerment/Early Childhood Area Report

% of parents who found housing, found employment, attended school, attended job training, and/or received substance abuse treatment while their child(ren) attended Home Ties	10	3	3		1 0 0 %	75%
---	----	---	---	--	---------	-----

Progress on Output and Outcome Goals: Is your JCE/ECIA funded program on track to meet each contracted goal?

1st & 2nd Quarter

Home Ties is meeting the goal of providing quality early education to children that are specifically in our limited time slots. We continue to offer developmental screenings on children that are there at least one month, and refer them to agencies when a need is indicated. We have exceeded our outcomes when it pertains to helping families achieve set goals. Home Ties is participating in the QRS and is currently at a level 4.

3rd Quarter

Navigating through what hopes to be the end of the pandemic as things slowly return to “normal,” we are reminded of how truly needed our services are. So many families and children are effected every day by different circumstances and obstacles preventing them from providing basic needs. Once again, we feel that we have exceeded our expectations of what our services provide for children in our care. The impact is never-ending when we talk to families who have been relieved of such traumatic struggles that many will never experience. Home Ties continues to evaluate the children who become part of our center home through state recognized systems and we continue to utilize the community resources necessary for referral and recommendations to ensure the educational, social/emotional and developmental success for all children we assist. Home Ties is proud to be QRS rated 4 and looks forward to becoming highly IQ4K rated in the future.

Client Story: Provide a narrative or quote from a client served that describes the impact of this program.?

First Quarter

This quarter there were several families that transitioned through Home Ties and successfully completed the program. One of the families was looking for permanent child care while they worked and went to school. Without the assistance of Home Ties, they would not have been able to do all of this and continue to thrive. They were able to go to work and save money while also studying so they could move into a new home and out of a dangerous area of town. They expressed their gratitude towards staff for allowing them to fulfill their needs and not have to worry about child care at the same time. They stated it was a great relief to know their children were taken care of. Several families also graduated from the program and went on to either a permanent daycare or to Kindergarten. This was very special for long time staff to see how much we have helped these families on their journey. They would not have been able to work or even feed their families without the help of Home Ties. One of our families was in a domestic abuse situation and was able to get on her own with her child because of the care Home Ties provided for her. She successfully found a job and permanent housing for herself and her child.

Second Quarter

There have been several families that have moved through Home Ties during this quarter with the goal of going to school while working and needing a safe place for their children. Home Ties was able to provide a secure environment for these children so their parents could better themselves with education. They were assisted in stabilizing their family while they had time to work on their goals and figure out the next steps and not have to be financially burdened. The families that come through Home Ties are very grateful and often request more time to keep their children in our care. One of our families was able to move out of shelter and into her own apartment. Another family was able to find a center close to her work which may not have been possible without the temporary free care we offered.

Third Quarter

"I could have never finished my school without the help of Home Ties." "Since I could bring my child to Home Ties, I am able to work and support my family." These are only two of the many comments I receive from parents who are thankful for the time and services we provide for their families. I am often asked from families if their child can stay longer while they continue to pursue their obligations. We consistently have a waiting list of families in need of child care and the list grows weekly. So many of these families would not be able to locate housing, look for work or attend school if this program were not available.



Johnson County Empowerment/Early Childhood Area Report

Name of Agency: Arc of Southeast Iowa	Name of Program: Early Childhood Education Center-Preschool Program
<input type="checkbox"/> Q1 <input type="checkbox"/> Q2 <input checked="" type="checkbox"/> Q3 <input type="checkbox"/> Q4 <input type="checkbox"/> End of Year	Name of staff submitting report: Chelsey Markle

Q1: 7/1/21-9/30/21 Due 11/1/21	Q2: 10/1/21-12/31/21 due 2/1/22	Q3: 1/1/22-3/31/22 due 5/1/22	Q4&EOY: 4/1/22-6/30/22&7/1/21-6/30/22 due 8/1/22
--------------------------------------	---------------------------------------	----------------------------------	--

Budget						
	Approved Budget	Q1	Q2	Q3	Q4	YTD
Total Expenditures	9072	3004.51	4057.24	413.10		

Source of other Revenue (Final Report Only)	\$ Amount from source
Enrollment Fees	

Scope of Services	4.1.1. Provide early childhood education for children. 4.1.2. Programs must implement a research-based or evidence-based and developmentally appropriate curriculum. Programs must utilize a reliable, published tool which is research- and/or evidence-based for determining children's development and appropriate referrals. 4.1.3. Children will receive a developmental screening. Where indicated by developmental screening, children will be referred for additional evaluation and/or supportive services.
-------------------	--

Service Type: Early Care and Education Supportive Services							
Outputs							
		Q1	Q2	Q3	Q4	EOY	EOY Goal
# of children	0-1			3			
	1-2			7			
	2-3			4			
	3-4			8			



Johnson County Empowerment/Early Childhood Area Report

	4-5			3			
	5-6			0			
	Total			25			16

Quality/Efficiency						
	Q1	Q2	Q3	Q4	EOY	EOY Goal
# and % of children that are age eligible and screened with ASQ-3			12/48%			100%
# and % of children that are age eligible and screened with ASQ-SE			16/64%			100%
# and % of children demonstrating age appropriate skills			20/80%			
# and % of children screened who were referred to additional evaluation, services, or treatment			0/0%			100% of children needing a service

Outcomes						
	Q1	Q2	Q3	Q4	EOY	EOY Goal
# and % of children demonstrating age appropriate skills as assessed by the ASQ-3			8/67%			80%
# and % of children who were not demonstrating age appropriate skills as reported above that did demonstrate growth toward age appropriate skills			0/0%			80%



Johnson County Empowerment/Early Childhood Area Report

Progress on Output and Outcome Goals: Is your JCE/ECIA funded program on track to meet each contracted goal?

Our toddler lead teacher/site supervisor has been in charge of learning and tracking ASQ materials. She has shared the assessments with families based on the age of their child. All families served during this reporting period have received the screening materials. However, our staff reports that she has struggled to obtain returned materials from a few families. Some of these families have multiple children served in the center, which is a further disadvantage to reaching our goal of having up-to-date screenings for all participants. We have also struggled with staffing, which is an obstacle for many reasons but also means that greater amounts of administrative time used to follow up on these tasks has been devoted to direct care. We continue to prioritize efforts towards recruitment and quality care. Additional staff resources will put us in a better position to meet our goal to have screened all enrolled participants, but we will certainly continue to make best efforts to support families who need assistance and more follow up. No referrals were made as a result of these screening tools at this time as all children who did not meet developmental milestones were already receiving treatment or services. We are not yet able to assess improvements in developmental milestones without additional ongoing tracking, which is our goal moving forward.

Client Story: Provide a narrative or quote from a client served that describes the impact of this program.

The Arc's daycare took a referral from another child care center to support a child with autism in our toddler classroom this last year. During this reporting period, this child transitioned to our preschool classroom, which this Empowerment funding made possible to establish. We have seen him benefit from being among this age group of peers. He seems more aware of his body and surroundings. He is responding to more verbal cues and making more eye contact during interactions with adults. His peers have also been learning from him and are of an important age to note differences and ask questions, but they have all been so accepting of these differences and gain better understanding when receiving answers to their questions. To further help this child, his teaching staff, and his peers, we are inviting a colleague and retired autism consultant to provide guided sessions with the staff and children about autism. We look forward to gaining additional insights and helping further this child's progress. We would also like to thank a fellow provider organization, NCJC, for assisting The Arc to arrange translated meetings with the child's parent since English is not their first language. Through these meetings we have opened greater communication with the family and as a result are helping to address a persistent medical issue and are helping to make additional referrals for the family.



Johnson County Empowerment/Early Childhood Area Report

Name of Agency: HACAP	Name of Program: Early Head Start/Head Start Wraparound
<input type="checkbox"/> Q1 <input type="checkbox"/> Q2 <input checked="" type="checkbox"/> Q3 <input type="checkbox"/> Q4 <input type="checkbox"/> End of Year	Name of staff submitting report: Christi Regan

Q1&2: 7/1/21-12/31/21 due 2/1/22	Q3: 1/1/22-3/31/22 due 5/1/22	Q4&EOY: 4/1/22-6/30/22&7/1/21-6/30/22 due 8/1/22
-------------------------------------	----------------------------------	---

Budget						
	Approved Budget	Q1	Q2	Q3	Q4	Spent Year to Date
Bloomington	\$35,000	3749.94	4374.93	6041.57		14,166.44
Waterfront	\$20,000	3541.78	3750.12	4375.14		11,667.04
Coral Ridge	\$10,000	2083.40	2395.91	2083.40		6,562.71

Scope of Services	<p>1.1.1. Provide full-day/full-year (10 hours per day; 230 days per year) quality early education for eligible children also participating in Early Head Start or Head Start.</p> <p>1.1.2. Complete developmental screenings with age eligible children who participate in the program for at least 4 weeks. When indicated by developmental screening, children will be referred for supportive services.</p> <p>1.1.3. Service Provider will follow-up when attendance is not consistent and will work with families to address issues of transportation and other barriers to attendance.</p> <p>1.1.4. When a child's attendance is less than 75%, the Service Provider and family will create an action plan to address the attendance issue. If attendance continues at less than 75%, the slot may be given to another family.</p>
-------------------	---

Service Type: Early Care & Education Supportive Services							
Outputs							
		Q1	Q2	Q3	Q4	EOY	EOY Goal
# of children	0-1						
	1-2	5	1	2			



Johnson County Empowerment/Early Childhood Area Report

	2-3	16	1	1			
	3-4	4	2	3			
	4-5	2		1			
	5-6						
	Total	27	4	5			40

Quality/Efficiency							
	Q1	Q2	Q3	Q4	EOY	EOY Goal	
# of children that are age eligible and screened with ASQ-3	18	11	2				100%
# of children that are age eligible and screened with ASQ-SE	21	8	2				
# of children screened who were referred to additional evaluation, services, or treatment	0	1	0				
# of children attending at least 75% of the time	22	19	14				

Outcomes						
	Q1	Q2	Q3	Q4	EOY	EOY Goal
# of children demonstrating age appropriate skills as assessed by the ASQ-3	14	10	25			30 and 75%
# of children who were not demonstrating age appropriate skills as reported above that did demonstrate growth toward age appropriate skills		3	2			100%



Johnson County Empowerment/Early Childhood Area Report

Progress on Output and Outcome Goals: Is your JCE/ECIA funded program on track to meet each contracted goal?

Outputs:

Enrollment - HACAP will not meet the goal of 40 enrolled. Staffing vacancies has resulted in limiting the number of children being enrolled in classrooms to maintain health and safety.

Attendance - 75% not being met is predominately due to health guidelines and COVID safety practices that resulted in child not being able to attend due to illness, symptoms and/or positive case of child or in household.

Screenings for recently enrolled children will occur in timeframe established by program.

Client Story: Provide a narrative or quote from a client served that describes the impact of this program.

I just cannot say enough good things about HACAP Head Start. The difference between Ws care and my other daughters care is like night and day. W enjoys going to school and even sometimes is disappointed on Saturday mornings when she learns she won't be going. She brings home lots of projects that she has done in class, or others that we can do together. She loves it, so, both my wife and I love it too. When we pick W up or drop her off the staff always has something to say about her progress, up-coming events, or just what she's been doing for the day.

Knowing that W has a place that she enjoys going, and learning something while there, during the day is a huge relief to her mother and I. I don't know where we'd be without all the support from ECI.



Johnson County Empowerment/Early Childhood Area Report

Name of Agency: NCJC	Name of Program: Early Ed
<input type="checkbox"/> Q1 <input type="checkbox"/> Q2 <input checked="" type="checkbox"/> Q3 <input type="checkbox"/> Q4 <input type="checkbox"/> End of Year	Name of staff submitting report: Jana Garrelts

Q1&2: 7/1/21-12/31/21 due 2/1/22	Q3: 1/1/22-3/31/22 due 5/1/22	Q4&EOY: 4/1/22-6/30/22&7/1/21-6/30/22 due 8/1/22
-------------------------------------	----------------------------------	---

Budget						
	Approved Budget	Q1	Q2	Q3	Q4	Spent Year to Date
Total Expenditures	\$32,742	\$5,701.75	\$7,943.73	\$14,233.38		\$27,878.86

\$ 46,742

Source of other Revenue (Final Report Only)	\$ Amount from source
CCA&Promise Jobs	
Iowa	

Scope of Services	<p>1.1.1. Provide full-day/full-year quality early education for eligible children that also participate in partially funded preschool or childcare (e.g., Child Care Assistance, Shared Visions Preschool, Statewide Voluntary Preschool Program).</p> <p>1.1.2. Programs must implement a research-based or evidence-based and developmentally appropriate curriculum. Programs must utilize a reliable, published tool which is research- and/or evidence-based for determining children's development and appropriate referrals.</p> <p>1.1.3. Service Provider will follow-up when attendance is not consistent and will work with families to address issues of transportation and other barriers to attendance.</p> <p>1.1.4. When a child's attendance is less than 75%, the Service Provider and family will create an action plan to address the attendance issue. If attendance continues at less than 75%, the slot may be given to another family.</p> <p>1.1.5. Children will receive a developmental screening. Where indicated by developmental screening, children will be referred for additional evaluation and/or supportive services.</p>
-------------------	--



Johnson County Empowerment/Early Childhood Area Report

Service Type: Early Care & Education Supportive Services							
Outputs							
		Q1	Q2	Q3	Q4	EOY	EOY Goal
# of children	0-1	4	1	3			
	1-2	1	2	2			
	2-3	6	4	7			
	3-4	4	6	6			
	4-5	0	0	0			
	5-6	1	0	0			
	Total	16	13	18			24

Quality/Efficiency							
		Q1	Q2	Q3	Q4	EOY	EOY Goal
# of children that are age eligible and screened with ASQ-3		n/a	13	16			100%
# of children that are age eligible and screened with ASQ-SE		n/a	13	16			
# of children screened who were referred to additional evaluation, services, or treatment		n/a	0	0			
The # and % of children attending at least 75% of the time		13 and 81%	12 and 92%	15 and 83%			

Outcomes							
		Q1	Q2	Q3	Q4	EOY	EOY Goal
# of children demonstrating age appropriate skills as assessed by the ASQ-3		n/a	13	16			80%



Johnson County Empowerment/Early Childhood Area Report

# of children who were not demonstrating age appropriate skills as reported above that did demonstrate growth toward age appropriate skills	n/a	100%	100%			80%
# of children who were referred for a service that actually received that service.	n/a	0	0			

Progress on Output and Outcome Goals: Is your JCE/ECIA funded program on track to meet each contracted goal?

- 5.1.1 The # of children served (by age) and the # of families served. Target is eight (8) 2-3 year old children per month during the school year and sixteen (16) 4-5 year old children in the summer. 18 children were served in Q3.
- 5.1.2 The # and % of children, prenatal-5 years, that are age eligible and screened with the ASQ-3. Target is 100%. (16 and 89%) received a screening in Q3 with the ASQ-3. 2 children started in the last 2 weeks of quarter 3, which is not enough time to know the children to do a screening. These children will receive the ASQ-3 screening in Q4.
- 5.1.3 The # and % of children, prenatal-5 years, that are age eligible and screened with the ASQ-SE. (16 and 89%) received a screening in Q3 with the ASQ-SE. 2 children started in the last 2 weeks of quarter 3, which is not enough time to know the children to do a screening. These children will receive the ASQ-SE screening in Q4.
- 5.1.4 The # and % of children screened who were referred to additional evaluation, services, or treatment. Target is 100% of children needing a service are referred. No children needed a referral in Q3 (0 and 100%)
- 5.1.5 The # and % of children attending at least 75% of the time. Target is 80% In Q3 (15 and 83%) of the children attended 75% of the time. Of those whose attendance fell below 75% one child was out due to a surgery and recovery time (parent also kept their sibling home) and one child tested positive for COVID and was out for a full two weeks.
- 5.1.6 State required data regarding staff and program qualifications. Lead teachers all have a Bachelors degree in ECE, EI.Ed., ECE w/ licensure, or are actively working to obtain an ECE degree.
- 5.2.1 The # and % of children demonstrating age appropriate skills. Target is 80%. (18 and 100%)
- 5.2.2 The # and % of children who were not demonstrating age appropriate skills as reported above that did demonstrate growth toward age appropriate skills. Target is 80%. (0 and 100%)
- 5.2.3 The # and % of children who were referred for a service that actually received that service. (0 and 100%)

Client Story: Provide a narrative or quote from a client served that describes the impact of this program.

A mother of a 1 year old using this funding has been trying to get her child into our program for many months. She couldn't start working until she knew she had child care and really only wanted her child to attend NCJC. When we let her know that a spot opened up in March she was very excited and immediately applied for a job search CCA contract and received a 5 unit contract about 10 days after applying. She was worried that she would have to pay for part of her child's care, but we explained that we had this fund to help support her family until she is able to get more units. She was excited and grateful to be able to get this funding. Mom found a full-time job within a month of enrolling her child and has given her new work schedule to DHS and will receive a 10 unit contract for next quarter.



Johnson County Empowerment/Early Childhood Area Report

Name of Agency: NCJC	Name of Program: Welcome Back to Early Learning
<input type="checkbox"/> Q1 <input type="checkbox"/> Q2 <input checked="" type="checkbox"/> Q3 <input type="checkbox"/> Q4 <input type="checkbox"/> End of Year	Name of staff submitting report: Jana Garrelts

Q1&2: 7/1/21-12/31/21 due 2/1/22	Q3: 1/1/22-3/31/22 due 5/1/22	Q4&EOY: 4/1/22-6/30/22&7/1/21-6/30/22 due 8/1/22
-------------------------------------	----------------------------------	---

Budget						
	Approved Budget	Q1	Q2	Q3	Q4	Spent Year to Date
Total Expenditures	\$38,590	1,702.98	6,004.45	6,606.91		\$14,314.34

Scope of Services	<p>1.1.1. Provide additional staff for their 2 year old classroom.</p> <p>1.1.2. Programs must implement a research-based or evidence-based and developmentally appropriate curriculum. Programs must utilize a reliable, published tool which is research- and/or evidence-based for determining children's development and appropriate referrals.</p> <p>1.1.3. Children will receive a developmental screening. Where indicated by developmental screening, children will be referred for additional evaluation and/or supportive services.</p>
-------------------	--

Service Type: Early Care & Education Supportive Services							
Outputs							
		Q1	Q2	Q3	Q4	EOY	EOY Goal
# of children	0-1	0	0	0			
	1-2	0	0	0			
	2-3	17	23	26			
	3-4	1	0	0			
	4-5	0	0	0			



Johnson County Empowerment/Early Childhood Area Report

	5-6	0	0	0			
	Total	18	23	26			24

Quality/Efficiency						
	Q1	Q2	Q3	Q4	EOY	EOY Goal
# of children that are age eligible and screened with ASQ-3	0	23 and 100%	25 and 96%			100%
# of children that are age eligible and screened with ASQ-SE	0	23 and 100%	25 and 96%			
# of children screened who were referred to additional evaluation, services, or treatment	0	2	0			

Outcomes						
	Q1	Q2	Q3	Q4	EOY	EOY Goal
# of children demonstrating age appropriate skills as assessed by the ASQ-3	n/a	87%	88%			80%
# of children who were not demonstrating age appropriate skills as reported above that did demonstrate growth toward age appropriate skills	n/a	100%	100%			80%
# of children who were referred for a service that actually received that service.	n/a	2 and 100%	3 and 100%			



Johnson County Empowerment/Early Childhood Area Report

Progress on Output and Outcome Goals: Is your JCE/ECIA funded program on track to meet each contracted goal?

5.1.1. The number of children served (by age) and the number of families. Target is 24 children. In Q3 both classrooms are fully enrolled and we had one family move and one family lost funding turning over 2 spots thus serving a total of 26 children in this quarter.

5.1.2. The number and percent of children, prenatal-5, that are age eligible and screened for developmental or health delays with the ASQ-3. Target is 100%. (25, and 96%) enrolled received a screening with the ASQ-3. One child joined in the last two weeks of Q3 which is not enough time to know a child to screen/assess them properly. This child will be screened in Q4.

5.1.3. The number and percent of children, prenatal-5, that are age eligible and screened with the ASQ-SE. (25, and 96%) enrolled in Q3 received a ASQ-SE. One child joined in the last two weeks of Q3 which is not enough time to know a child to screen/assess them properly. This child will be screened in Q4.

5.1.4. The number and percent of children demonstrating age appropriate skills. (23 and 88%) of children enrolled are demonstrating age appropriate skills.

5.1.5. The number and percent of children screened who were referred to additional evaluation, services, or treatment. Target is 100% of children needing a service are referred. 3 and 100% of children who were below developmental norms and required referrals. 2 children were referred for services in Q2 and they are receiving services still. One child started with us with services already in place that they continue to receive.

5.2.1. The number and percent of children demonstrating age appropriate skills. Target is 80% 23/26 children and 88%

5.2.2. The number and percent of children who were not demonstrating age appropriate skills as reported above that did demonstrate growth toward age appropriate skills. Target is 80%. 3 and 100% demonstrated growth toward age appropriate skills.

5.2.3. The number and percent of children who were referred for a service that actually received that service. 3 and 100% of children who were referred for a services are actually receiving services. 2 children are working with an Autism Response team and 3 all children are receiving SLP services.

Client Story: Provide a narrative or quote from a client served that describes the impact of this program.

One parent reported at our second round of conferences in early March that she feels that her child has become a "person" who can do so many things now that she couldn't before. Mom mentioned that home life is easier because her child is now regulated and follows a schedule.

When this child started in the 2's classroom she was unregulated and unscheduled. She wandered around the classroom not knowing how to play, interact with peers, sit to eat, etc. The teachers worked very purposefully to give this child visual expectations and rules prompts and positive guidance to help this child be successful in school. She now participates in all routines, plays independently and with peers, sits to eat and is having a great deal of success in the classroom. Along with mom's report of having success at home.



Johnson County Empowerment/Early Childhood Area Report

Name of Agency: United Action for Youth	Name of Program: Home Health
<input type="checkbox"/> Q1 <input type="checkbox"/> Q2 <input checked="" type="checkbox"/> Q3 <input type="checkbox"/> Q4 <input type="checkbox"/> End of Year	Name of staff submitting report: Katy Ehram

Q1&2: 7/1/21-12/31/21 due 2/1/22	Q3: 1/1/22-3/31/22 due 5/1/22	Q4&EOY: 4/1/22-6/30/22&7/1/21-6/30/22 due 8/1/22
-------------------------------------	----------------------------------	---

Budget						
	Approved Budget	Q1	Q2	Q3	Q4	Spent Year to Date
Total Expenditures	21000	\$9,625	\$2,625	\$6,125		\$18,375

\$34,000

Source of other Revenue (Final Report Only)	\$ Amount from source
Medicaid	
Transitional Living Program Grant	\$1,400

Budget Explanation

The transitional living program bills for everything on their end separately. Two visits were billed to Medicaid in March, no reimbursements have been received.

Scope of Services	1.1.1. Provide in-home prenatal health visits to young parents. 1.1.2. Provide in-home pediatric visits to the children of young parents. 1.1.3. Conduct developmental screening, utilizing the PEDS:DM or equivalent, with all participating children. 1.1.4. Conduct screening for post-partum depression with all participating women. 1.1.5. Facilitate preventative health services (including immunizations) and connect all participants to a medical home. 1.1.6. Utilize all forms and processes required by the Early Childhood Iowa Board for evaluation and reporting, including online data tracking through DAISEY or other online programs. This may include state required data regarding program implementation, program participants, and/or staff and program qualifications.
-------------------	---



Johnson County Empowerment/Early Childhood Area Report

Service Type: Prenatal/Postnatal						
Outputs						
	Q1	Q2	Q3	Q4	EOY	EOY Goal
# of children served	39	39	23			30
# of mothers served	17	20	12			
# of families served	17	20	12			20
The # of home visits completed	53	29	39			
The # and % of children demonstrating age appropriate development	0; 2 referrals	0	0			

Quality/Efficiency						
	Q1	Q2	Q3	Q4	EOY	EOY Goal
Cost per family	\$566	\$131	\$510			
The # and % of age-eligible children, prenatal-5 years, screened for developmental and health delays	0	0	0			80%
The # and % of children screened who were referred for additional services or treatment	2 100%	0	0			90%
The # and % of eligible mothers screened for postpartum depression.	0	1 11%	3 25%			90%
The # and % of mothers that screened positive for postpartum depression and were referred for treatment.	0	1 100%	0			90%



Johnson County Empowerment/Early Childhood Area Report

Outcomes						
	Q1	Q2	Q3	Q4	EOY	EOY Goal
# and % of children referred who received follow up services/treatment	2 100%	0	0			64 and 100%
% of mothers referred who received follow up services/treatment	0	1 100%	0			100%
The # and % of participating children who are fully immunized.	36; 92%	36; 92%	20; 87%			85%
The # and % of low birth weight births to participating young mothers	0 0%	1 5%	0 0%			Less than 10%
The # and % of participating children who have health insurance	39; 100%	38; 97%	23 100%			85%
The # and % of participants with a medical home	36; 92%	35; 89%	23; 100%			85%

Progress on Output and Outcome Goals: Is your JCE/ECIA funded program on track to meet each contracted goal?

This program has been making sure the young families are still connecting and/or finding a primary care physician that they feel connected to with the help of the NP. Due to the risks of covid-19 and the nature of the pandemic, the Nurse Practitioner (NP) has been able to provide accessibility for visits via telephone or telehealth. The FSW's and the NP will coordinate meetings on a regular basis to assess the pandemic guidelines determining the level of risk when meeting in-person with families. The NP will still offer hybrid services. The NP and program discussed the plan to increase the number of developmental assessments (PEDS: DM) and the program wide effort to complete more PPD screenings by the end of the fiscal year.

Client Story: Provide a narrative or quote from a client served that describes the impact of this program.

Mom is very consistent with the NP for home health visits with baby. FSW mentions that he has noticed a lot more confidence when going to PCP appointments after having home health visits, talking over with the NP how to advocate for herself and baby during those other decision making appointments with different providers. The NP helps the client feel comfortable in asking questions she needs to ask and bringing up appropriate talking points about baby's care as well as her own. The home health NP has been following up with mom and baby, taking on screenings and helping them keep in touch with their PCP in between home health appointments and providing a sense of self confidence when making healthcare decisions for their family.



Johnson County Empowerment/Early Childhood Area Report

EMAIL REPORT to: empower@johnsoncountyiowa.gov

Name of Agency: Johnson County Public Health	Name of Program: Child Care Nurse Consultant
<input type="checkbox"/> Q1 <input type="checkbox"/> Q2 <input checked="" type="checkbox"/> Q3 <input type="checkbox"/> Q4 <input type="checkbox"/> End of Year	Name of staff submitting report: Debbie Ackerman

Q1&2: 7/1/21-12/31/21 due 2/1/22	Q3: 1/1/22-3/31/22 due 5/1/22	Q4&EOY: 4/1/22-6/30/22&7/1/21-6/30/22 due 8/1/22
-------------------------------------	----------------------------------	---

Budget						
	Approved Budget	Q1	Q2	Q3	Q4	Spent Year to Date
Total Expenditures	58448	\$16,382.01	\$5,591.16	680.71		22,653.88

Source of other Revenue (Final Report Only)	\$ Amount from source
Title V MCAH-HCCI	
Johnson County Funds	

Scope of Services	<p>1.1.1. Child Care Nurse Consultant (CCNC) Services. This funding increases the current CCNC position from 0.5 FTE to 1.0 FTE. CCNC works with early education and child care programs to provide consultation, training, technical assistance, information and referral as well as care planning for children with special health needs.</p> <p>1.1.2. Additional hours will be used to provide program-specific COVID guidance to center-based and home-based early educators in Johnson County in order to support them to safely remain open</p> <p>1.1.3. The CCNC will collaborate with Iowa DHS to provide child care businesses with a process for communication and with clear direction on how to prevent the spread of COVID-19, what to do when a case is reported (staff or child) in their program, and what follow-up is recommended.</p> <p>1.1.4. The CCNC will use the most up-to-date guidelines from local, state, and national public health officials to provide training, education, and support to child care providers regarding health and safety during COVID-19.</p> <p>1.1.5. The CCNC will provide personal protective equipment and other COVID-19 consumable supplies to Johnson County child care providers.</p> <p>1.1.6. Priority will be given to programs that are non-profit and/or that have enrolled children with Child Care Assistance.</p> <p>1.1.7. Services will be provided in-person when safely possible or via video-conference if needed.</p>
-------------------	--



Johnson County Empowerment/Early Childhood Area Report

Service Type: Child Care Nurse Consultant						
Outputs						
	Q1	Q2	Q3	Q4	EOY	EOY Goal
# of visits by CCNC	25	0	13			57
# of programs participating with CCNC (unduplicated)	58	58	58			47
# of programs participating in QRS and IQ4K rating systems	Non-Registered					
	DHS Registered					
	DHS Licensed					
	DE Regulated					
	QRS level 1					
	QRS level 2					
	QRS level 3					
	QRS level 4					
	QRS level 5					
# and % of children with special health care needs	2	2	2			
# of technical assistance contacts	88	11	4			
% of programs receiving onsite assessment and consultation that that improved health and safety conditions in their early learning environments	100%	100%	100			100%
# of Healthy Child Care Iowa DHS approved trainings provided by the CCNC	4	0	0			2
# of participants attending HCCI trainings	40	0	0			15
# and type of PPE and other supplies provided to child care programs by CCNC	0	0	0			

Quality/Efficiency



Johnson County Empowerment/Early Childhood Area Report

	Q1	Q2	Q3	Q4	EOY	EOY Goal
% of programs rating a 3 or higher in the QRS system or 1 or higher in the IQ4K system						

Outcomes						
	Q1	Q2	Q3	Q4	EOY	EOY Goal
# and % of children with special health care needs with health care plans in place	100	10	100			64 and 100%
% of programs receiving onsite assessment and consultation that improve health and safety conditions in their early learning environments	100	10	100			100%
% of participants that report increased knowledge as a result of HCCI trainings	100	10	100			100%

Progress on Output and Outcome Goals: Is your JCE/ECIA funded program on track to meet each contracted goal?

Becky Paulsen, CCNC left JCPH in October 2021. Unfortunately, we have not been able to fill the position yet. As of 02/07/2022, we are in the process of securing a contracted CCNC and posting the position to fill permanently. We hope to have this position filled as soon as possible.

Our CCNC position has been posted for recruitment since April. So far, we have had one applicant and will interview that person soon. We will continue to advertise for the position until it is filled. We have been contracting with Nancy Grannaman, RN CCNC to provide limited services in Johnson County until the position is filled.



Johnson County Empowerment/Early Childhood Area Report

Client Story: Provide a narrative or quote from a client served that describes the impact of this program.



Johnson County Empowerment/Early Childhood Area Report

Name of Agency: Rape Victim Advocacy Program	Name of Program: Child Sexual Abuse Prevention Training
<input type="checkbox"/> Q1 <input type="checkbox"/> Q2 <input checked="" type="checkbox"/> Q3 <input type="checkbox"/> Q4 <input type="checkbox"/> End of Year	Name of staff submitting report: Adam Robinson

Q1: 7/1/21-9/30/21 Due 11/1/21	Q2: 10/1/21-12/31/21 due 2/1/22	Q3: 1/1/22-3/31/22 due 5/1/22	Q4&EOY: 4/1/22-6/30/22&7/1/21-6/30/22 due 8/1/22
--------------------------------------	---------------------------------------	-------------------------------------	---

Budget						
	Approved Budget	Q1	Q2	Q3	Q4	Spent Year to Date
Total Expenditures	4,000	10.17	0	999.84		1,010.01

Source of other Revenue (Final Report Only)	\$ Amount from source
Coralville Community Fund	0
DHLW Early Childhood Area	4,435.81
Children First Board-Lee and Van Buren	3,697.67

Scope of Services	<p>4.1.1 Present the following research based training curriculums: Stewards of Children, Nurturing Healthy Sexual Development, and Overcoming Barriers to Preventing Child Sexual Abuse to service providers and parents in Johnson County.</p> <p>4.1.2 Offer networking meetings and technical assistance to training participants.</p>
-------------------	--

Service Type: Professional Development-Training						
Outputs						
	Q1	Q2	Q3	Q4	EOY	EOY Goal
# of trainings			1			10
# of participants			21			90



Johnson County Empowerment/Early Childhood Area Report

Outcomes						
	Q1	Q2	Q3	Q4	EOY	EOY Goal
# and % of training participants that report they increase knowledge of sexual abuse prevention on a post-training evaluation.						80%

Progress on Output and Outcome Goals: Is your JCE/ECIA funded program on track to meet each contracted goal?

As expressed in our last report, RVAP experienced turnover in the position that previously facilitated these training sessions. Our new staff, Michael Shaw, has now successfully completed Stewards of Children certification and has begun to facilitate and schedule Stewards of Children training sessions in Johnson County. Michael facilitated a Stewards of Children training to 21 childcare providers at Preucil School of Music at the beginning of this quarter. As of the time of this report, RVAP is also finalizing training dates for four additional Stewards of Children training sessions in Johnson County. While our total number of sessions will be less than our projected 10, we are confident that we will still meet our goal of reaching at least 90 participants by the end of this funding cycle.

Client Story: Provide a narrative or quote from a client served that describes the impact of this program.

RVAP continued to receive positive feedback from participants at our training in January. Beyond the general expressions of gratitude and participants expressing that they felt supported and validated, there were several follow-up conversations with participants. These conversations began after the training and have continued, allowing RVAP to provide support and information to these childcare professionals. Topics of these continued conversations include folks sharing their own individual experiences, seeking support for strategically navigating policy change within their institutions, and continued gratitude for engaging in the dialogue. RVAP is excited to continue to present additional training sessions in-person on Johnson County in the final quarter of this funding cycle.



Johnson County Empowerment/Early Childhood Area Report

Name of Agency: 4C's	Name of Program: PEPB
<input checked="" type="checkbox"/> Q1 <input checked="" type="checkbox"/> Q2 <input checked="" type="checkbox"/> Q3 <input type="checkbox"/> Q4 <input type="checkbox"/> End of Year	Name of staff submitting report: Missie Forbes

Q1&2: 7/1/21-12/31/21 due 2/1/22	Q3: 1/1/22-3/31/22 due 5/1/22	Q4&EOY: 4/1/22-6/30/22&7/1/21-6/30/22 due 8/1/22
-------------------------------------	----------------------------------	---

Budget						
	Approved Budget	Q1	Q2	Q3	Q4	Spent Year to Date
Total Expenditures	\$16,027.00	4240.52	5387.90	4252.61		13881.02

Source of other Revenue (Final Report Only)	\$ Amount from source
United Way	

Scope of Services	1.1.1. Provide professional development opportunities for classroom staff including EC Program-Wide Positive Behavior Interventions & Supports. 1.1.2. Provide on-site coaching for implementation of PBIS strategies. 1.1.3. Assist providers to conduct self-assessments and to set personal and/or classroom goals.
-------------------	--

Service Type: Technical Assistance: Consultant, Mentoring, Coaching						
Outputs						
	Q1	Q2	Q3	Q4	EOY	EOY Goal
# visits	25	39	26			90
# of providers (individuals) participating in visits	25	25	24			100
# of programs participating in programming by provider type						
	Non-registered					



Johnson County Empowerment/Early Childhood Area Report

	DHS registered						
	DHS licensed		8	6			
	DE regulated						
	QRS 1		1	1			
	QRS 2		2	3			
	QRS 3		2	2			
	QRS 4						
	QRS 5						
# of professional development opportunities by type							
	12-hour training series		1	1			2
	2- hour workshops	1	1				4

Quality/Efficiency						
	Q1	Q2	Q3	Q4	EOY	EOY Goal
# of classrooms that complete self-assessments to inform goals	1	0	0			17

Outcomes						
	Q1	Q2	Q3	Q4	EOY	EOY Goal
# and %of providers that report improved self-confidence and competence in dealing with child emotional/behavioral challenges	25/100	25/100	26			54 and 90%
# and % of classrooms that achieve identified goals						15 and 90%
# of participating programs ratine a 3 or higher in the QRS system or a 1 or higher in the IQ4K system	2	2	2			



Johnson County Empowerment/Early Childhood Area Report

Progress on Output and Outcome Goals: Is your JCE/ECIA funded program on track to meet each contracted goal?

The PEPB program is set to achieve all outputs and programs goals as set by our contract. Our consultant meets on a weekly basis (mostly via Zoom, during naptime) to work with classroom teachers and support staff at centers, focusing on skills to improve environments and team building

Client Story: Provide a narrative or quote from a client served that describes the impact of this program.

The success of this program is evident by the amount of centers and staff that are involved with the program this year. We believe this is a recovery year, after COVID impacted center attendance and interest last fiscal year.



Johnson County Empowerment/Early Childhood Area Report

Name of Agency: 4C's	Name of Program: Provider Services
<input checked="" type="checkbox"/> Q1 <input checked="" type="checkbox"/> Q2 <input checked="" type="checkbox"/> Q3 <input type="checkbox"/> Q4 <input type="checkbox"/> End of Year	Name of staff submitting report: Missie Forbes

Q1&2: 7/1/21-12/31/21 due 2/1/22	Q3: 1/1/22-3/31/22 due 5/1/22	Q4&EOY: 4/1/22-6/30/22&7/1/21-6/30/22 due 8/1/22
-------------------------------------	----------------------------------	---

Budget						
	Approved Budget	Q1	Q2	Q3	Q4	Spent Year to Date
Total Expenditures	\$64,959.84	9247.51	12051.03	13542.47		34841.01

Source of other Revenue (Final Report Only)	\$ Amount from source
United Way	
City of Iowa City	
Class Participation	
Conference participants	
Site rentals-in kind	

Scope of Services	<p>1.1.1. Start-up. Provide Start-up in-home consultations to recruit and assist new home-based child care providers to meet registration, licensure, and quality rating system or accreditation standards and connect to local resources. Increased recruitment will occur for providers serving immigrant and refugee communities and children that participate in Child Care Assistance.</p> <p>1.1.2. Starting Strong. Provide Starting Strong in-home consultations and 12 hours of professional development training and mentoring with a strong focus on social-emotional development, utilizing the PBIS and PITC curriculum.</p> <p>1.1.3. Ready, Set, Go (RSG). Provide Ready, Set, Go (RSG) in-home consultations to support development of individual goals with a general focus on nutrition, social-emotional development, early literacy, math, and science skills.</p> <p>1.1.4. Center Visits. Provide high quality consultations to Johnson County center-based providers to increase participation in professional development credentialing, an early childhood degree, and/or the TEACH program.</p>
-------------------	---



Johnson County Empowerment/Early Childhood Area Report

	<p>1.1.5. Director Workshops. Facilitate Director Workshops to share information and support community building.</p> <p>Professional Development. Provide high-quality training and professional development opportunities (including 20 hours of new training) for home-based and center-based early education providers at little cost to the participants.</p>
--	---

Service Type: Technical Assistance: Consultant, Mentoring, Coaching						
Outputs						
	Q1	Q2	Q3	Q4	EOY	EOY Goal
# of consultations by type (total)						213
Start-up	5	3	5			At least 30
Starting Strong	11	22	35			At least 30
Ready Set Go	2	4	9			At least 40
Center-based	4	2	31			At least 20
# of TA contacts	25	23				
# of programs that receive visits by program participating in						
Start-up	5	3	6			15
Starting Strong	11	22	28			15
Ready Set Go	2	4	9			20
Center-based	4	2	16			20
# of programs participating in programming by provider type						
Non-registered	0	0	2			
DHS registered	51	51	38			
DHS licensed	8	8	21			
DE regulated	0	0	0			
QRS 1	1	1	2			



Johnson County Empowerment/Early Childhood Area Report

	QRS 2	2	2	2			
	QRS 3	2	2	1			
	QRS 4	0	0	1			
	QRS 5	0	0	0			
# of center directors participating in director workshops		8	0	0			20
# of hours of workshops provided		15	15	22			40
# of hours of new training		0	2	6			16
# of providers participating in professional development		32	164	99			1,750

Quality/Efficiency

	Q1	Q2	Q3	Q4	EOY	EOY Goal
# of participating programs ratine a 3 or higher in the QRS system or a 1 or higher in the IQ4K system	2	2	4			

Outcomes

	Q1	Q2	Q3	Q4	EOY	EOY Goal
# and % of start up providers that report gaining knowledge about important information related to child care and getting started in business	8	8	6			14 and 95%
# and % of start up providers that submit/maintain registration with DHS	6	6	4			13 and 95%
# and % of starting strong providers that report improved self confidence and competence in dealing with child emotional/behavioral challenges	30	30	28			13 and 85%
# and % of starting strong providers who report that they provide more learning activities for the children in their care	30	30	28			90%
# and % of Ready, Set, Go providers that achieve their individual goals	8	8	9			12 and 85%



Johnson County Empowerment/Early Childhood Area Report

# and % of Ready, Set, Go providers that report incorporating additional developmentally appropriate activities to create an improved learning environment	8	8	8			18 and 90%
# and % of Center visit directors who report increased knowledge about state and local resources and initiatives to impact the quality of their programs	8	8	0			10 and 95%
# and % of center directors participating in director workshops who report greater connections with colleagues						19 and 95%
# and % of participants taking part in professional development who report increased knowledge of child development or related topics						1,312 and 95%
# and % of participating programs that report enrolling children that receive child care assistance	25	25	20			60%

Progress on Output and Outcome Goals: Is your JCE/ECIA funded program on track to meet each contracted goal?

We have found that even though things seem to be getting back to "normal" after two years of the pandemic, it is a slow process for child care centers and homes. Many homes are still expecting no outside visitors, which makes some of these programs difficult to monitor. Our Ready Set Go program has suffered significantly due to this reason and so we do not expect to see the outcome we were hoping for. We do expect to see more rise in stat ups and starting strong visits along with more center visits and trainings coming up in the fourth quarter. This is projected to help balance out numbers for the end of the year results. Provider Services continues to work diligently with Johnson County providers to find innovative ways to to progress through the slow re-entry of programs within the community.



Johnson County Empowerment/Early Childhood Area Report

Client Story: Provide a narrative or quote from a client served that describes the impact of this program.

"I never would have been able to have started my program if it hadn't been for the help of the 4Cs consultant!"



Johnson County Empowerment/Early Childhood Area Report

Name of Agency: 4C's	Name of Program: RHSS
<input checked="" type="checkbox"/> Q1 <input checked="" type="checkbox"/> Q2 <input checked="" type="checkbox"/> Q3 <input type="checkbox"/> Q4 <input type="checkbox"/> End of Year	Name of staff submitting report: Susan Gray

Q1&2: 7/1/21-12/31/21 due 2/1/22	Q3: 1/1/22-3/31/22 due 5/1/22	Q4&EOY: 4/1/22-6/30/22&7/1/21-6/30/22 due 8/1/22
-------------------------------------	----------------------------------	---

Budget						
	Approved Budget	Q1	Q2	Q3	Q4	Spent Year to Date
Total Expenditures	\$4,401.00	754.00	1594.70	163.20		2511.90

Source of other Revenue (Final Report Only)	\$ Amount from source
ACT	
4 C's	

Scope of Services	<p>1.1.1. Recruitment: Work collaboratively with CCR&R to recruit new home-based child care providers who are Dual Language Learners and/or who serve a high proportion of families from immigrant and refugee communities.</p> <p>1.1.2. In-home Consultation. Provide in-home consultations to assist newly recruited providers to achieve DHS registration and enroll in the Child Care Assistance Program. Consultations may include completing paperwork, conducting environmental assessments, developing policies/procedures and Parent Handbooks, implementing business practices, and other activities.</p> <p>1.1.3. Training. Provide high quality training in First Aid & CPR, Child Care Essentials, and Mandatory Reporting of Child Abuse for new home-based early education providers at no cost to participants. All training will have in-person translation/interpretation available as well as childcare for participants' children.</p> <p>1.1.4. Refer all eligible providers to JCE/ECIA for equipment and materials.</p> <p>1.1.5. Distribute and instruct providers on use of equipment and materials provided through the JCE/ECIA New Child Care Equipment Program.</p>
-------------------	---



Johnson County Empowerment/Early Childhood Area Report

Service Type: Technical Assistance Consultant Mentoring Coaching						
Outputs						
	Q1	Q2	Q3	Q4	EOY	EOY Goal
# of providers participating	7	3	2			8
# visits	9	5	15			32
# of professional development opportunities	12.5	16.5	0			61 hours
# of providers that participate in each training event	2	4	0			At least 4 per event

Quality/Efficiency						
	Q1	Q2	Q3	Q4	EOY	EOY Goal
% of programs rating a 3 or higher in the QRS system or a 1 or higher in the IQ4K system	0	0	0			

Outcomes						
	Q1	Q2	Q3	Q4	EOY	EOY Goal
# and % of providers who gained knowledge about important information related to child care and getting started in business	3/3 100% +	5/5 100% +	2/2 100%			15 and 90%
# and % of programs that achieve/maintain registration with DHS throughout the fiscal year	2/2	1/2	2/3 67% +			14 and 85%
# and % of programs that report enrolling children that participate in the Child Care Assistance program	1/1	1/1	1/2 50% +			13 and 90%



Johnson County Empowerment/Early Childhood Area Report

Progress on Output and Outcome Goals: Is your JCE/ECIA funded program on track to meet each contracted goal?

YTD we have served 12 participants in this program. Our 13th participant is on hold as her landlord has not agreed to her doing child care and she is considering her option of finding a new apartment.

2/12 have completed their registration; 3/12 have submitted their registration, they have cleared the CCR&R check and been forwarded to DHS, Des Moines. 3/12 are working on completing their registration. 4/12 dropped out of the program: 2 dropped out before the registration / training process began; 1 dropped out before registration and one provider had become registered, but had to move and then encountered difficulties from the landlord and financially could not continue to do child care.

Lesson learnt: We will do an initial visit to discuss registration and explain the program. We will not enroll participants in the program until we are ready to begin classes. (Although it is important to gather this data, because at the moment it looks like we can expect a 25% drop out from recruitment to the start of the training/ registration process.)

Our plan is to offer the Spring training in May, that would put us on track to meet the goals of this program.

Program challenges: Timing: Participants have to complete 29 hours of pre-service training, we are offering this twice a year. If a provider wants to participate in this program they may need to wait about 4 months for the training to begin. When the registration is completed they may wait another 6 weeks - 2 months for CCRR to clear the registration and forward to Des Moines, and this may take another 2 months or more. The process can take 10 months, sometimes longer before providers can begin to work.... and we know that they can walk into a job at Walmart or McDonalds for more than they will earn as child care providers. One solution to this problem, for providers that do not have young children, has been to get them to work in a center for a few months while their registration is being processed. This also provides the opportunity to gain experience of child care in this country. One of the RHSS participants has chosen to do this.

This challenge has also to be balanced with the great value of doing face to face training! The providers REALLY appreciate the training, with translation. Many comment that they feel more confident when health & safety practices are explicitly taught - and they receive translation.. for them I think this is priceless.

Client Story: Provide a narrative or quote from a client served that describes the impact of this program.

We would never be able to do all this. You help us so much!



Johnson County Empowerment/Early Childhood Area Report

Name of Agency: Grant Wood AEA	Name of Program: CART
<input checked="" type="checkbox"/> Q1 <input checked="" type="checkbox"/> Q2 <input checked="" type="checkbox"/> Q3 <input type="checkbox"/> Q4 <input type="checkbox"/> End of Year	Name of staff submitting report: Sandra Busta

Q1&2: 7/1/21-12/31/21 due 2/1/22	Q3: 1/1/22-3/31/22 due 5/1/22	Q4&EOY: 4/1/22-6/30/22&7/1/21-6/30/22 due 8/1/22
-------------------------------------	----------------------------------	---

Budget						
	Approved Budget	Q1	Q2	Q3	Q4	Spent Year to Date
Total Expenditures	\$74,620.00	\$9,649.01	\$19,792.55	17,257.03		\$46,698.59

Scope of Services	1.1.1. Conduct program environmental assessment in participating programs. 1.1.2. Conduct child development screening and provide functional analysis of child behavior. 1.1.3. Identify, implement, and support research-based behavior strategies. 1.1.4. Provide on-site implementation assistance for center/home staff. 1.1.5. Conduct group-based trainings regarding positive approaches to social-emotional development and child behavior.
-------------------	---

Service Type: Technical Assistance: Consultant, Mentoring, Coaching

Outputs						
	Q1	Q2	Q3	Q4	EOY	EOY Goal
# of children served	9	18	23			30
# of families served	9	17	21			25
# visits	64	92	93			300
# of visits by type	Environmental evaluation	44	61	65		
	Behavioral observation	59	85	82		



Johnson County Empowerment/Early Childhood Area Report

	Teacher consultation	52	79	76			
	Parent Consultation	22	26	23			
# of providers (individuals) participating in visits		13	25	21			20 lead staff, 10 support staff, 5 owners/directors
# of programs participating in services							
	visits	8	11	17			15 programs
	trainings	1	6	8			
# of group based trainings provided		1	1	3			4
# of staff/parents (individuals) participating in group based training		22	9	46			50

Quality/Efficiency							
	Q1	Q2	Q3	Q4	EOY	EOY Goal	
# of identified children for whom supports were provided	0	0	3				
The # of participating children who will enter kindergarten with positive behavior support plans in place	2	0	0			100%	
% of child referrals who retain their childcare slot	100%	100%	100%			100%	

Outcomes							
	Q1	Q2	Q3	Q4	EOY	EOY Goal	
# and % of providers that indicate increase in competence, improved learning environments and increase in knowledge of child development	2/22% +	1/8% +	0			85%	
# and % of participating programs ratine a 3 or higher in the QRS system or a 2 or higher in the IQ4K system	2/25% +	3/38% +	4/24% +				
# and % of participating children that increase positive	2/22%	1/8%	0			95% will have pre	



Johnson County Empowerment/Early Childhood Area Report

behaviors and decrease negative behaviors as measured on the DECA	2/22%	1/8%	0			and post service evaluations, 75% improve behaviors
---	-------	------	---	--	--	---

Progress on Output and Outcome Goals: Is your JCE/ECIA funded program on track to meet each contracted goal?

CART continues to work around cancellations and rescheduling of site visits, behavior meetings, and trainings due to Covid, other illnesses, and staff turnover.

CART is currently on track to meet year end goals and has surpassed the year end goal of 50 staff to participate in trainings.

Client Story: Provide a narrative or quote from a client served that describes the impact of this program.

Quotes from staff training evaluations:

What did you find most valuable?
 "How it relates so well to my classroom." "Different ways to approach behavior." "All 4 steps because it will help me keep my cool when talking to a child." "Presenter broke down the steps clearly."

Will you implement the strategies in your program? If so, when?
 "We will absolutely use this." "Absolutely, as well as at home with my own children. Start as soon as possible."
 "Yes, tomorrow!" "I would implement the exercises during group and nap time starting tomorrow." "Yes, I'm a new staff so I'd like to implement this immediately." "Yes, right away because it might help with some of our children."

Suggestions to improve the training:
 "Nothing, Thank you!" "Sandra was fantastic." "Nothing, it was a great training!" "Cookies!! :)"



Johnson County Empowerment/Early Childhood Area Report

Name of Agency: Neighborhood Centers of Johnson County	Name of Program: Home Visitation and Group
<input type="checkbox"/> Q1 <input type="checkbox"/> Q2 <input checked="" type="checkbox"/> Q3 <input type="checkbox"/> Q4 <input type="checkbox"/> End of Year	Name of staff submitting report: Andrew Coghill-Behrends

Q1&Q2: 7/1/21-12/31/21 due 2/1/22	Q3: 1/1/22-3/31/22 due 5/1/22	Q4&EOY: 4/1/22-6/30/22&7/1/21-6/30/22 due 8/1/22
---	-------------------------------------	--

Budget						
Visits Budget	Approved Budget	Q1	Q2	Q3	Q4	YTD
Visits Subtotal	\$297,000	\$84,895	\$69,695	\$77,845		\$232,435
Groups Budget						
Groups	\$28,000	\$2,665.99	\$5,693.38	\$4,032.48		\$12,391.85

Scope of Services	<p>Contracted Activities. The Service Provider shall provide the following services as an independent contractor. The Service Provider's duties shall include, but not be limited to, the following:</p> <p>Care Coordination Service. Provide Care Coordination Services defined to include the following areas: intake, home environment/parenting skills, early childhood development, health care information, child care information, informal support networks, information and referral, and service coordination. Care coordination is more fully described in the Empowerment Family Support Program Description.</p> <p>Provide a research-based home visitation program to eligible children and families. Home visits will occur at least twice per month.</p> <p>Provide parent education groups for participating families.</p>
-------------------	---



Johnson County Empowerment/Early Childhood Area Report

Service Type: Family Support						
Outputs						
	Q1	Q2	Q3	Q4	EOY	EOY Goal
# of children	162	162	161		185	130
# of families receiving home visits	107	103	101		112	115
# of home visits	583	479	523		1571	
# of families served in group	36 (under)	36 (under)	17 (under)		60 (under)	40
# of group parent education meetings	10	14	3		27	48

Quality/Efficiency						
	Q1	Q2	Q3	Q4	EOY	EOY Goal
# of children that are age eligible and screened with ASQ-3	64	39	62		106	90%
# of children demonstrating age appropriate skills	58	31	55		89	
# of children screened who needed a referral and were referred to additional evaluation, services, or treatment	1	5	4		7	100%
# of children who were already receiving additional services or treatment	4	2	2		7	
# of children for whom activities were provided and re-screening was planned	1	1	1		3	



Johnson County Empowerment/Early Childhood Area Report

# and % of participants that are enrolled prenatally	3/4 (75%)	4/8 (50%)	4/9 (44%)		11/21 (52%)	
# and % of participants that are first-time mothers	24/107 (22%)	22/103 (21%)	21/101 (21%)		24/111 (22%)	
# and % of mothers that screened positive for PPD and were referred for treatment	0	0	0		0	

Outcomes						
	Q1	Q2	Q3	Q4	EOY	EOY Goal
Percent of participating families that improved or maintain healthy family functioning, problem solving and communication	---	100%	---			80%
Percent of participating families that increase or maintain social supports	---	83.7%	---			75%
Percent of participating families that are connected to additional concrete supports	---	88.8%	---			80%
Percent of participating families that increase knowledge about child development and parenting	---	72.4%	---			75%
Percent of participating families that improve nurturing and attachment between parent and child	---	72.4%	---			75%
# of families with a confirmed report of child abuse	0	0	0		0	



Johnson County Empowerment/Early Childhood Area Report

Demographics (EOY only)		EOY
Percent of households by marital status category		
	Married	
	Single	
	Widowed	
	Partnered	
	Divorced	
	Separated	
Percent of households in each household size category		
	1	
	2	
	3	
	4	
	5	
	6	
	>6	
Percent of households in each federal poverty level category		
	125% or below	
	126-185%	
	186-200%	
	201% or higher	
Percent of households by education level of head of household		
	Middle school or lower	
	Some high school	



Johnson County Empowerment/Early Childhood Area Report

	High school diploma or GED	
	Trade or vocational training	
	Some College	
	2-year college	
	4-year college	
	Master's degree or higher	
Percent of households by category of the race of the head of household		
	Native American or Alaskan Native	
	Native Hawaiian or Pacific Islander	
	African American	
	Asian	
	White	
	Multiracial	
Percent of households that identified the head of household as hispanic/latino		



Johnson County Empowerment/Early Childhood Area Report

Progress on Output and Outcome Goals: Is your JCE/ECIA funded program on track to meet each contracted goal?

Family Support Workers completed 535 home visits during the third quarter, for a total of 1597 thus far in the calendar year. We have spent out \$232,435 of our \$297,000 grant (78.26%) and are on-target to spend out entirely by the end of the fiscal year.

We have been focusing our group efforts on the warmer months, so numbers have been lower than usual. Three parent groups were held during the third quarter with 25 (duplicated) and 17 (unduplicated) families attending. These groups included a Sudanese Women's Circle (2 sessions) and a presentation by Ruhl & Ruhl on the basics of home ownership and how to initiate the process.

Sixty-two children were screened for developmental delays during the third quarter. Of these children, 7 screened positive for developmental delay; four were referred to GWAEA for services, two were already receiving services, and one was provided with developmental activities and will be re-screened next quarter. Year-to-date, 106 out of 148 eligible children have been screened for developmental delays and 17 have screened positive (7 were referred for services, 7 were already receiving services, and 3 were provided with activities).

We continue to experience declinations when we refer children to GWAEA for services when children do not have a pre-school placement. Lack of affordable, accessible, quality child care is becoming a barrier to families accessing remediation services for their children.

As has been usual over the past couple years, families struggled with COVID-19 and other illnesses over the quarter. Many parents took the initiative to get themselves and their school-aged children vaccinated for COVID in the face of the omicron variant. Still, many families (both adults and children) ended up contracting the virus and/or any one of a number of illnesses that circulated through our community in late-winter. Illness was not restricted to families, as several of our FSW's succumbed to illness during the quarter.

This winter brought extremely high energy costs for families. NCJC attempted to get ahead of this looming crisis by delivering window insulation kits to families that reside in mobile homes. Most of these kits, however, went unused by the families that received them. Additionally, many families kept their thermostats at high temperatures (about 75 degrees), which exacerbated the high energy costs.

Data on outcomes and family demographics will be reported at the end of the fiscal year.



Johnson County Empowerment/Early Childhood Area Report

Client Story: Provide a narrative or quote from a client served that describes the impact of this program.

Isaac is four years old and lives in Iowa City with his mother, father, and older sister who is now 16 years old. Unfortunately, the health and well-being of one family member can often have an impact on the health and well-being of all family members, as this family discovered. Several years ago, Isaac's sister started to develop symptoms indicating that she might be struggling with mental health issues. She began crying frequently; Isaac was very concerned for his sister and would run to find his mother and say "She's crying again! Mommy, she's crying!"

Later, Isaac's sister began to refuse bathing and hygiene. The family's Family Support Worker supported the parents in contacting the Student Family Advocate at their school to connect and seek guidance. Unfortunately, at least one child neglect report (unfounded) was made against the parents which resulted in an investigation into her (and Isaac's) well-being.

It was at this time that Isaac's sister started to become verbally abusive towards Isaac - saying she hated him, that the parents hated him, and threatening physical harm to him. A relationship that had once been warm and friendly had changed which was very confusing for Isaac - and distressing for their parents. Recognizing that something was seriously wrong, the parents - with the guidance of their FSW - sought treatment. Anything that would help their daughter overcome the mental illness that she was experiencing. But while there are many health care resources available in our community for even the most vulnerable in our community, mental health resources are scarce (and even moreso for Spanish-speaking, undocumented residents).

Eventually, Isaac's sister's symptoms worsened; she threatened self-harm and made a sexual abuse allegation against her father, which resulted in both Police Department and Department of Human Services investigations. Isaac's world was upended for months while this process played out. Eventually, however, the official finding was that this was a family that was desperately in need of help. The Department of Human Services was able to connect the family with mental health resources which they would not otherwise be able to afford. Isaac's sister is receiving individual therapy, the family is receiving family therapy, and they have access to medications to alleviate some of Isaac's sister's mental health symptoms.

After several years, the family's life is returning to a semblance of its former self - and Isaac is happy to have his sister back.



Johnson County Empowerment/Early Childhood Area Report

Name of Agency: United Action for Youth	Name of Program: Young Parent Program
<input type="checkbox"/> Q1 <input type="checkbox"/> Q2 <input checked="" type="checkbox"/> Q3 <input type="checkbox"/> Q4 <input type="checkbox"/> End of Year	Name of staff submitting report: Katy Ehram

Q1&Q2: 7/1/21-12/31/21 due 2/1/22	Q3: 1/1/22-3/31/22 due 5/1/22	Q4&EOY: 4/1/22-6/30/22&7/1/21-6/30/22 due 8/1/22
---	-------------------------------------	--

Budget						
	Approved Budget	Q1	Q2	Q3	Q4	YTD
Total Expenditures	\$107,286	\$22,200	\$29,328	\$20,562		\$72,090

Source of other Revenue (Final Report Only)	\$ Amount from source
Department of Education	\$14,366
Prevent Child Abuse	\$6,272
Johnson County	

Scope of Services	<p>4.1.1. Care Coordination Service. Provide Care Coordination Services defined to include the following areas: intake, home environment/parenting skills, early childhood development, health care information, child care information, informal support networks, information and referral, and service coordination. Care coordination is more fully described in the Empowerment Family Support Program Description.</p> <p>4.1.2. Provide a research-based home visitation program to eligible children and families. Home visits will occur at least twice per month.</p> <p>4.1.3. Provide two weekly young parent groups, one for young mothers and another for young fathers.</p> <p>4.1.4. Make available childcare, food, and transportation assistance during each group and to all group participants in order to facilitate group attendance.</p>
-------------------	--

Service Type: Family Support
Outputs



Johnson County Empowerment/Early Childhood Area Report

	Q1	Q2	Q3	Q4	EOY	EOY Goal
# of children	61	63	76			
# of families	50	48	60			42
# of home visits	187	220	156			
# of group parent education meetings	11	9	11			

Quality/Efficiency						
	Q1	Q2	Q3	Q4	EOY	EOY Goal
# of children that are age eligible and screened with ASQ-3	11 22%	24 45%	33 51%			100%
# of children that are age eligible and screened with ASQ-SE						
# of children demonstrating age appropriate skills	7	20	29			
# of children screened who were referred to additional evaluation, services, or treatment	1	2	1			100% of children needing a service
# of children who were already receiving additional services or treatment	2	1	1			
# of children for whom activities were provided and re-screening was planned	4	4	4			
# and % of participants that are enrolled prenatally	4; 66% +	3; 42%	1; 33%			
# and % of participants that are first-time mothers under the age of 21	41; 82% +	36; 76% +	49; 83%			
# and % of mothers that screened positive for PPD and were referred for treatment	0	1 5%	1 4%			

Outcomes						
	Q1	Q2	Q3	Q4	EOY	EOY Goal



Johnson County Empowerment/Early Childhood Area Report

Percent of participating families that improved or maintain healthy family functioning, problem solving and communication	81%	8	1	78%			80%
Percent of participating families that increase or maintain social supports	59%	7	6	66%			75%
Percent of participating families that are connected to additional concrete supports	77%	9	0	80%			80%
Percent of participating families that increase knowledge about child development and parenting	63%	7	1	70%			75%
Percent of participating families that improve nurturing and attachment between parent and child	63%	6	1	56%			75%

Demographics (EOY only)

		EOY
Percent of households by marital status category		
	Married	
	Single	
	Widowed	
	Partnered	
	Divorced	
	Separated	
Percent of households in each household size category		
	1	
	2	
	3	
	4	
	5	
	6	



Johnson County Empowerment/Early Childhood Area Report

	>6	
Percent of households in each federal poverty level category		
	125% or below	
	126-185%	
	186-200%	
	201% or higher	
Percent of households by education level of head of household		
	Middle school or lower	
	Some high school	
	High school diploma or GED	
	Trade or vocational training	
	Some College	
	2-year college	
	4-year college	
	Master's degree or higher	
Percent of households by category of the race of the head of household		
	Native American or Alaskan Native	
	Native Hawaiian or Pacific Islander	
	African American	
	Asian	
	White	
	Multiracial	
Percent of households that identified the head of household as hispanic/latino		



Johnson County Empowerment/Early Childhood Area Report

Progress on Output and Outcome Goals: Is your JCE/ECIA funded program on track to meet each contracted goal?

The Young Parent Program is on track for the numbers of visits, groups, families, and children we are serving and many of the related performance and surveyed measures.

There are a few outcomes we are making a particular effort to address in the next quarter and next fiscal year. The Family Support Workers are continuing to prioritize ASQ screenings when they are able to safely meet families in-person. We are also working to improve and make sure to be screening everyone with the EPDS for postpartum depression, prioritizing the parents who are pregnant or recently delivered. This includes keeping the ideal measurement for the EPDS by performing this assessment in-person for best-practice. However, due to the accessibility and pandemic guidelines, we have been working on ways to perform this assessment in an appropriate way with the family members virtually. In order for the FSW to see this assessment immediately following the client's completion, it needs to be viewed on a HIPAA Compliant survey platform. Our program will soon have our own, confidential access to these assessments immediately during the client meetings to ensure these are being viewed in a confidential and timely manner to address any concerns regarding the assessment answers/score.

The Program staff have also been working closely with our Parent Advisory Committee which is comprised on current clients and successful graduates of the program. The Committee's focus this fiscal year is to help the program increase overall referrals and services to young fathers. The efforts of the staff and Committee would translate into the data around number of families enrolling and numbers of groups.

Client Story: Provide a narrative or quote from a client served that describes the impact of this program.

One story that has stood out to our team is a family unit where the unborn child's biological father is living in Texas and mom is pregnant here in the area. As a new young mother, she has made healthy boundaries with the partner regarding co-parenting duties and how they will continue their relationship now that there will be a child in their life in the near future. The partner is Spanish speaking, and has agreed to have a structured conversation with the mom and assigned family support worker along with a UAY staff who is also serves as an interpreter for clients across different programs. This was the work of the family support worker helping the mom on her prenatal journey, developing and successfully completing goals throughout her time in the program. Her goal that she has been completing and is on track to finish is to graduate high school in May and then set up the finances and paperwork to move to Texas to be with the rest of her support system. This was an amazing transition for the young mom, for she has set up healthy relationships and boundaries for her family, reached goals regarding high school completion, and is continuing to successfully complete her time here in the young parent program with the plans to move to Texas where she has strategically budgeted for and finalized for her new family.

